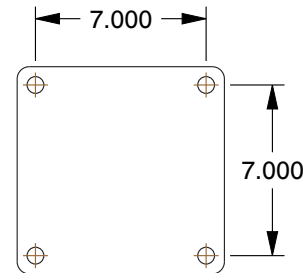
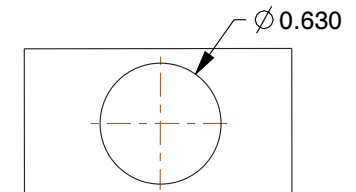


PLATE DETAILS

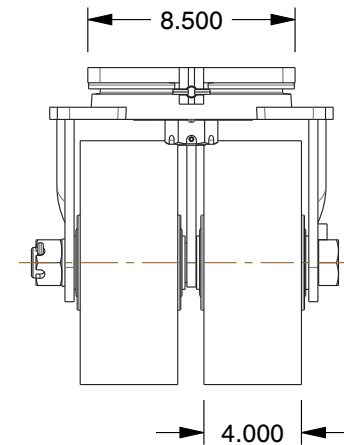
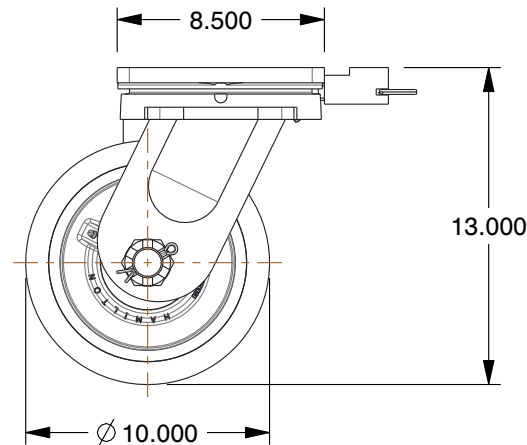


MOUNTING HOLE DETAILS



NOTES:

1. LOAD RATING : 10,000 lb.
2. WHEEL COLOR : Blue
3. FRAME FINISH : Zinc Plated Enamel
4. CASTER WHEEL BEARINGS : Roller
5. CASTER FRAME MATERIAL : Steel
6. CASTER WHEEL SHAPE : Standard
7. CASTER CORE MATERIAL : Forged Steel
8. CASTER WHEEL/TREAD MATERIAL : Polyurethane
9. CASTER LOAD RATING RANGE : Extra Super Duty
10. CASTER PRODUCT GROUP : Swivel Caster with 4-Position Directional Lock



GRAINGER

100 Grainger Parkway, Lake Forest, Illinois 60045-5201
1-(800) GRAINGER, 1-(800) 472-4643, (847) 535-1000
www.grainger.com

This file and any associated information and specifications are provided for reference and evaluation purposes only, and is subject to change without notice. Grainger makes no representations, warranties or guarantees as to the appropriateness, accuracy, completeness, or suitability for any purpose, of the file, information or specifications. You are solely responsible for the use of the file, information or specifications.

This drawing is the property of GRAINGER. It contains confidential, proprietary information that is GRAINGER property. Do not disclose to or duplicate for others except as authorized by GRAINGER.

SCALE

0.13

COMPONENT

Plate Caster

1VHJ9

Dual Whl Castr, Plyurthan, 10 in, 10, 000 lb

UNIT

INCH

SHEET

1 of 1