

# Locker Accessories



## Flat Top Filler

The flat top filler is used on flat locker tops to fill the space between two locker tops or a locker top and the wall.



## Sloping Top Filler

Sloping top fillers are used with sloping top lockers to fill the space between two locker tops or a locker top and the wall.



## Three Wide Sloping Top

Three wide sloping tops prevent unnecessary clutter and provide a clean, finished appearance. Also available in one wide top to cover single lockers.



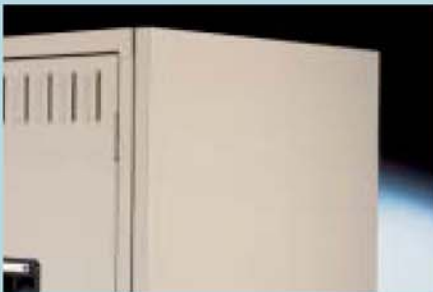
## Sloping Top Corner Filler

Sloping top corner filler is used with sloping locker tops to fill the corner space between two locker tops.



## Flat Top Corner Filler

Flat top corner filler is used to fill the corner space between two locker tops.



## Flat Top Boxed End Panel

Flat top boxed end panels are designed to give a finished look and a sturdier end to a row of free-standing lockers.



## Sloping Top Boxed End Panel

Sloping top boxed end panels are used with sloping top lockers to give a finished look and a sturdier end to a row of free-standing lockers.



## Ventilated Door

All Tennsco lockers can be ordered with perforated doors when additional ventilation is a requirement.


# Locker Accessories

## Recessed Locker Accessories



### Horizontal Trim

These decorative trim pieces fill the space between the lockers and the wall when lockers are recessed. Horizontal trim comes in 72" lengths for custom, on-site trimming.




### Vertical Trim

These decorative trim pieces fill the space between the lockers and the wall when lockers are recessed. Vertical trim is available in 60" and 72" heights.



### Splice Cap

Splice caps provide a uniform, even joint where more than one piece of trim meet.



### Corner Splice Cap

Corner caps are used to join horizontal and vertical trim pieces.



### Outside Corner Cap

Outside corner caps are used to join trim pieces and turn a corner.



### Z Brace/Bottom Angle

Z Braces provide reinforcement and secures the bottom of the locker to the floor, while adding toe-space under the locker. Bottom angles are used as a decorative filler for the bottom face of the locker.



### Angle Filler Panel/Flat Filler Panel

Angle filler panels are used to close the space between a locker and the wall or between two lockers when an obstruction prevents the installation of another locker. Flat filler panels require two filler panel frames; angle filler panels require only one.

### Filler Panel Frame/Corner Angle

Filler panel frames attach to locker frames to secure front filler panels. Corner angles are used in inside corners to provide a finished appearance.

**tennsco**

SYSTEMS FOR SUCCESS



# Locker Accessories



## Coat Rod

These painted (sand color only) steel coat rods are  $\frac{1}{2}$ " in diameter and are available in 9", 12", 15", 18", 21", and 24" lengths.



## Coat Hook

Additional coat hooks can be added to any locker. Coat hooks can be factory welded into assembled units if specified at time of order. Single hook or double hook available.



## Shelves and Partitions

Add shelves to customize locker compartments or vertical partitions to create dual compartments in single tier lockers.



## Front Base/Closed End Base

Closed front bases fit between front locker legs to provide a flush, finished appearance. End bases fit between front and rear legs of a row-ending locker.



## Closed Base

Used only on lockers with no legs, the closed base is a one piece, fully enclosed, 6" tall, steel base to raise the locker off the floor.



## Locker End

Locker ends are used to finish a row and give a clean, attractive, appearance.



## Locker Benches/Pedestals

A clear lacquer finish protects these  $1\frac{1}{4}$ " thick laminated maple benches. Heavy duty steel pedestals have an enamel finish to match your lockers. Benches are  $9\frac{1}{2}$ " wide and 36" to 144" long.



## Painted Steel Recessed Cup

Vandals don't stand a chance - neither does rust! Our standard steel handles are painted with a black powder-coated finish and are scratch resistant.



## Stainless Steel Recessed Cup

Add an extra touch of quality with our optional stainless steel recessed cup. Scratch resistant.

# Locker Accessories



## Grooved Key Lock

This built-in deadbolt lock features a rust-resistant steel case and a large assortment of differing keys. The grooved key lock ensures additional security. Masterkeyed systems are available.



## Combination Padlock/ Masterkeyed Combination Padlock

A self-locking shackle and automatic disarranging tumblers make these locks virtually tamper-proof. Masterkeyed system provides additional control. Shackle diameter is  $\frac{9}{32}$ " (7mm)



## Manual Locking Combination Deadbolt/ Automatic Locking Combination Deadbolt

Both built-in locks are masterkeyed systems with changeable combinations. The precision mechanism never needs lubricating and a stainless steel case covers the mounting bolts for security.




## ADA Compliant Lock

Now it's even easier to access a locker with our ADA Compliant lock. To open the lock, simply insert the key and push up on the handle. Allows one handed opening of the locker door.



## Number/Name Plates

Number plates provide order and a clean finished look. Field-installed plate with plastic shield for custom identification comes standard. Factory numbered plates installed as no cost option.



**tennsco**

SYSTEMS FOR SUCCESS