

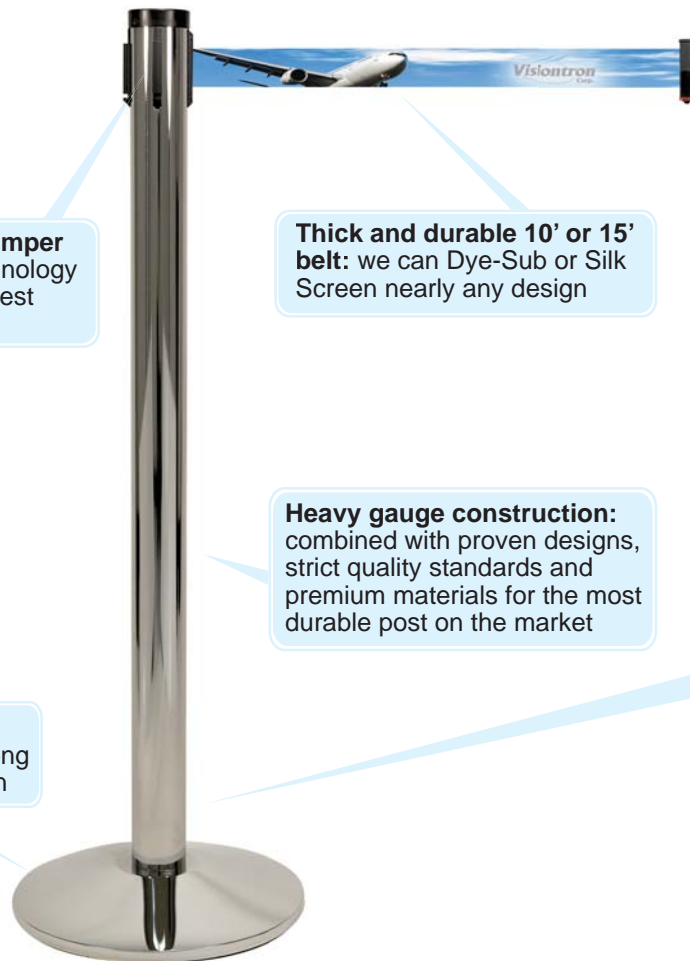


Featured Product: Single Line Post

The Industry Leading Stanchion: Available in 10' or 15' Belt Lengths

Your search for the 'right post' ends here. The tried and true Retracta-Belt® is found all over the world in airports, casinos, universities, museums, hospitals, theme parks, stadiums and major retail chains.

Retracta-Belt® stanchions are proudly **manufactured in the USA since 1992** and have proven for decades to be the safest and most durable post on the market.



Strong and slow rotary damper brake: with E-Z Back® Technology creates the safest and quietest post on the market

Thick and durable 10' or 15' belt: we can Dye-Sub or Silk Screen nearly any design

Heavy gauge construction: combined with proven designs, strict quality standards and premium materials for the most durable post on the market

Built-in rubber floor protectors: ensure long lasting scuff protection

Universal belt end:

- ▶ Works with nearly every stanchion
- ▶ Locks to prevent accidental release

Featuring Exclusive EVERstraight® Technology



- ▶ Large diameter threaded steel base connection ensures the post remains straight for its lifetime
- ▶ Heavy cast iron base keeps the post in place


Additional Features

- ▶ Ten year warranty
- ▶ Built-in sign attachment so there's no need for costly adapters
- ▶ Available in four heavy gauge materials and hundreds of finishes
- ▶ Easy assembly, no tools required

Options & Upgrades

- ▶ Scuff resistant black ABS or matching metal base cover
- ▶ 30 lbs. base for added stability
- ▶ Wheels for easy transportation
- ▶ Knocked-Down shipping
- ▶ Weatherproofing
- ▶ Mini Socket, Magnetic, Removable or Fixed bases for added versatility

Belt End Upgrades



S-Hook

Magnetic

Suction Cup



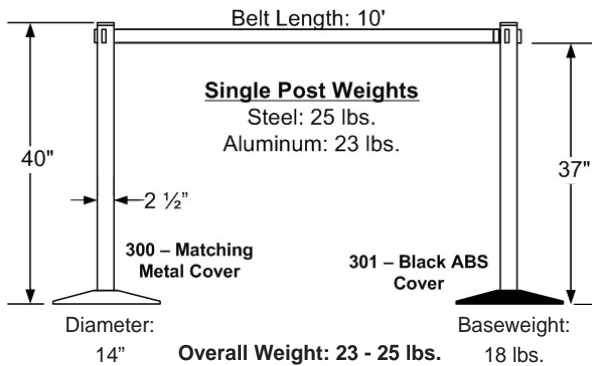
Post Finishes & Belt Options for Single Line Retractable-Belt® Post



Specs	
Post Material	Alum, PVC, Steel, Stainless Steel or Brass
Base Cover Material	ABS, Steel, Stainless Steel or Brass
Baseweight Material	18 lbs. Cast Iron w/ Floor Protectors
Post Diameter	2.5" (3.25" head on 320 Model)
Base Diameter	14"
Overall Post Height	40"
Overall Weight	23 - 27 lbs.

Finish	Head Color on 15' Models
Class 1	Matches Post
Class 2 - 4, BA, YA, PSB, PYW, PRD, PWH	Black
SC, SS [^] , SASS [^] , SA [^]	Satin Chrome
PC, PAPC, PA [^]	Polished Chrome

[^]A black head will be substituted on weatherproofed 15' Models



To Order Specify:
320 MODEL # **SASS** FINISH - **GN** BELT COLOR

Standard Belt Options

- | | |
|-------------|-------------------------|
| BK - Black | GN - Green |
| GR - Grey | DG - Dark Green |
| WH - White | LB - Light Blue |
| BN - Brown | BL - Blue |
| MN - Maroon | DB - Dark Blue |
| RD - Red | PL - Purple |
| OR - Orange | FY - Fluorescent Yellow |
| YW - Yellow | FO - Fluorescent Orange |
| | BW - Black/White Stripe |

Stock Finishes

- | | |
|------------------------------|--------------------------|
| Black Aluminum BA | Polished Chrome PC |
| Yellow Aluminum YA | Satin Chrome SC |
| Polished Aluminum PA*/PAPC** | Satin Stainless Steel SS |
| Satin Aluminum SA*/SASS** | Red Plastic PRD |
| Black Plastic PSB | White Plastic PWH |
| Yellow Plastic PYW | |

Can be weatherproofed for exterior use
^{*} 301 and 321 Models
^{**} 300 and 320 Models

Specialty Finishes

Class 1
Powder Coat over Steel Posts

200+ Colors Available at NO Additional Cost

Smooth Black SB	Green GN
Wrinkle Black WB	Blue BL
Charcoal CH	Brown BN
Grey GY	Beige BG
White WH	Silver Vein SV
Red RD	Gold Vein GV

<p>Class 2 Brass Plating over Steel</p> Polished Brass Plated PB2 Satin Brass Plated SB2 Statuary Bronze Plated SBZ2	<p>Class 3 Solid Brass</p> Polished Brass w/ Clear Coat PB3 Satin Brass w/ Clear Coat SB3 Statuary Bronze w/ Clear Coat SBZ3	<p>Class 4 Wood, Marble, Camouflage, Etc.</p>
---	---	--

Can be weatherproofed for exterior use
 Specialty finishes require a minimum order of 5 pieces and a 2 week lead time. Call if quicker delivery is needed.

Specialty Belt Options (Double Sided)

- | | |
|--|-------------------------------|
| | BYD - Black/Yellow Diagonal |
| | RWD - Red/White Diagonal |
| | MYD - Magenta/Yellow Diagonal |
| | TLC - This Lane Closed |
| | CAU - Caution-Do Not Enter |
| | DKO - Danger-Keep Out |
| | NE - No Entry |
| | AAO - Authorized Access Only |

Custom Dye-Sub Belt Samples



Dye-Sub is not intended for prolonged exposure to UV.

Due to printing limitations, colors shown may not represent actual product colors. Please call for samples if required.