
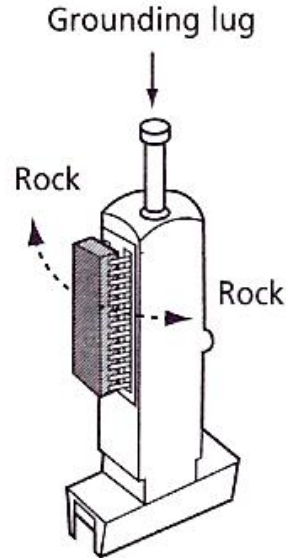


IC INSERTION TOOL

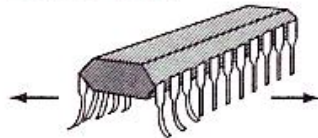
If pins are bent in



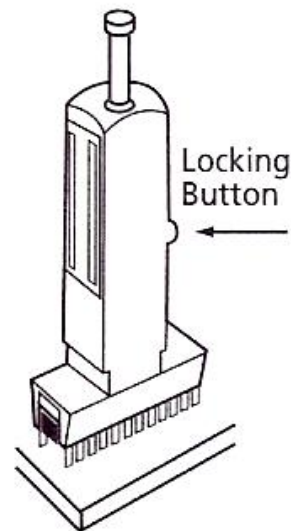
1. Push IC into pin straightener.
2. "Rock" IC back and forth.
3. Remove IC.



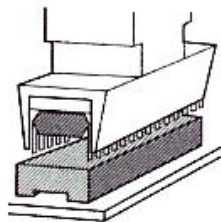
If pins are straight or bent out



1. Hold finger over locking button.
2. Push IC into insertion tool or use tool to pick up IC from flat surface.



To Insert IC's



1. Remove finger from locking button.
2. Align pins with holes in socket or PC board.
3. Push insertion tool down.

