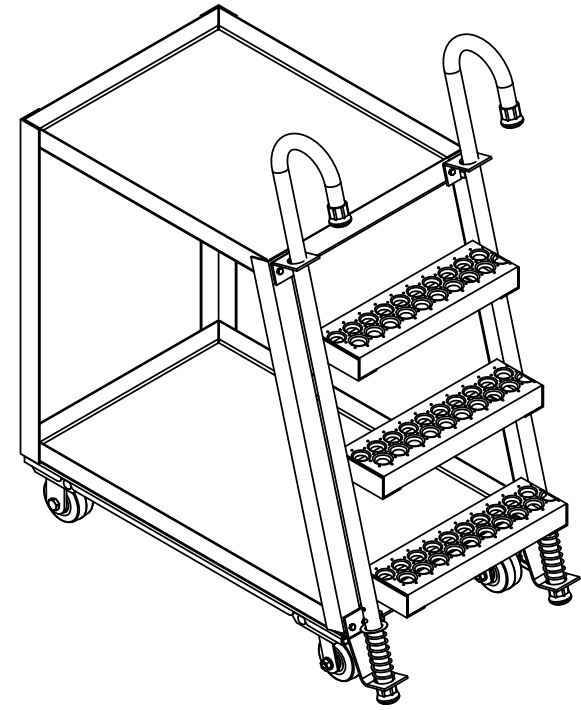
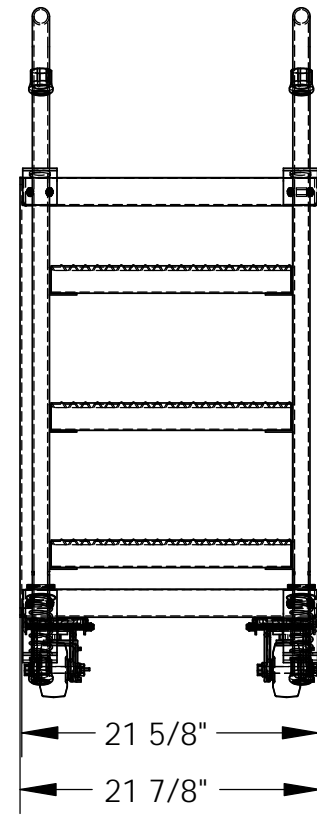
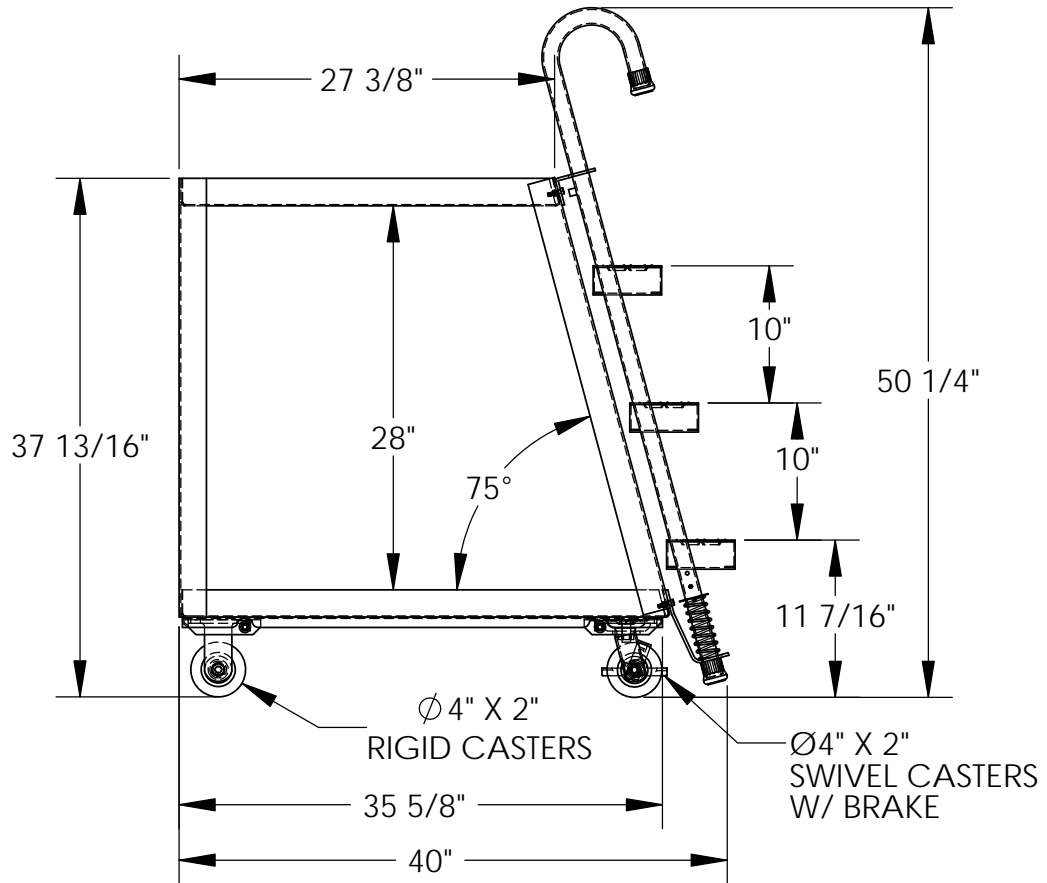


2-SHELF STOCK PICKER TRUCK - SPA2-2236

APPROX WEIGHT: 77.52 lbs.
DOES NOT INCLUDE WEIGHT OF POWER OR PACKAGING!!!

*** ANY ADDITIONS, DELETIONS, OR OMISSIONS MUST BE CORRECTED ON THIS DRAWING AS THIS DRAWING WILL BE CONSIDERED ALL INCLUSIVE ***

ALL GRAPHICS PROVIDED ARE FOR REFERENCE ONLY. IF CERTAIN DIMENSIONS ARE CRITICAL PLEASE VERIFY THOSE DIMENSIONS WITH YOUR SALESPERSON



3D SHOWN FOR REFERENCE ONLY

STANDARD FEATURES

- MODEL NUMBER IS SPA2-2236
- CAPACITY: 660 LBS. TOTAL (330 LBS. PER SHELF)
- OVERALL WIDTH IS 21 7/8"
- OVERALL LENGTH IS 40"
- OVERALL HEIGHT IS 50 1/4"
- BOTTOM SHELF SIZE: 21 5/8" X 35 1/4"
- TOP SHELF SIZE: 21 5/8" X 27 3/8"
- TOP SHELF HEIGHT: 37 13/16"
- SHELF CLEARANCE: 28"
- (2) 4X2 MOLD-ON-RUBBER SWIVEL CASTER WITH BRAKE
- (2) 4x2 MOLD-ON-RUBBER RIGID CASTER ALUMINUM FRAME CONSTRUCTION

SPECIAL FEATURES

NONE

FOR INTERNAL USE ONLY PROJECT SIGN OFF	
SALES	
ENG.	
FAB.	
POWER	

ALL SPECIAL UNITS ARE NON-RETURNABLE

DIMENSION TOLERANCE ± 1/4"

APPROVAL

I, THE UNDERSIGNED, AGREE THAT THE PRODUCT AS REPRESENTED SATISFIES DESIGN AND DIMENSION REQUIREMENTS. I ALSO ACKNOWLEDGE MY DUTY TO CONFIRM PRODUCT AND INSTALLATION COMPLIANCE WITH ALL APPLICABLE FEDERAL, STATE AND LOCAL REGULATIONS AND STANDARDS.

ALL SPECIAL UNITS ARE NON-RETURNABLE

[] As drawn [] As marked

Signed: _____ Date: _____

LEAD TIME WILL START UPON RECEIPT OF SIGNED APPROVAL DRAWING

DISTRIBUTOR'S NAME:		P.O.#	X
		W.O.#	X
DRAWN BY:	DATE:	SALES:	X
	8/31/05		
REFERENCE: X	SCALE: 1:14	FILE NAME:	
QUOTED LEAD TIME: X	QUOTE #		32-007-007
	X		