

Repair Parts List (Refer to Figure 15)

Ref. No.	Description	Part Numbers for Model							
		2RYU7 2RYV5	2RYU8 2RYV6	2RYU9 2RYV7	2RYV1 2RYV8	2RYV2 2RYV9	2RYV3 2RYW1	2RYV4 2RYW2	
	Number of Tubes Per Model	2	3	4	5	6	7	8	
1	Vestible Panel/Tube Assembly Heat Exchanger	11501R08350-001	11501R08351-001	11501R08352-001	11501R08353-001	11501R08354-001	11501R08355-001	11501R08356-001	
2	Bracket/Gas Train (Rear Panel Mounted)	11252R08463	11252R08463	11252R08463	11252R08463	11252R08463	11252R08463	11252R08463	
3	Manifold	1137R08320-030	1137R08320-030	1137R08320-030	1137R08320-030	1137R08320-190	1137R08320-190	1137R08320-190	
4	Burner Assy (Flame Sensor, Rollout, Switch & Ignitor Sold Separately)	11502R08493-030	11502R08493-030	11502R08493-060	11502R08493-075	11502R08493-090	11502R08493-105	11502R08493-120	
5	Standard Orifice [orifice size]	1136R04694-018 (#38)	1136R04694-023 (#31)	1136R04694-005 (#27)	1136R04694-022 (#20)	1136R04694-016 (#16)	1136R04694-024 (#11)	1136R04694-039 (#6)	
6	Qty. per model size = 1 (all sizes)	1152R08532-011 (#52)	1152R08532-012 (#48)	1152R08532-011 (#43)	1152R08532-023 (#40)	1152R08532-009 (#36)	1152R08532-021 (#32)	1152R08532-022 (#28)	
7	Spark Ignitor	1138R06891-003	1138R06891-003	1138R06891-003	1138R06891-003	1138R06891-003	1138R06891-003	1138R06891-003	
8	Flame Sensor	1138R06890-003	1138R06890-003	1138R06890-003	1138R06890-003	1138R06890-003	1138R06890-003	1138R06890-003	
9	Natural Gas	1128R06892-001	1128R06892-001	1128R06892-001	1128R06892-001	1128R06892-001	1128R06892-001	1128R06892-001	
10	Propane (LP) Gas	1128R06892-002	1128R06892-002	1128R06892-002	1128R06892-002	1128R06892-002	1128R06892-002	1128R06892-002	
11	Manual Rollout Safety Switch	1111R04849-003	1111R04849-003	1111R04849-003	1111R04849-003	1111R04849-004	1111R04849-004	1111R04849-004	
12	Transformer, 50 VA, 115/24	1114R03245-012	1114R03245-012	1114R03245-012	1114R03245-012	1114R03245-012	1114R03245-012	1114R03245-012	
13	Air Pressure Switch - Standard Altitude (0-4,999 ft)	1111R06779-001	1111R06779-001	1111R06779-001	1111R06779-001	1111R06779-001	1111R06779-001	1111R06779-001	
14	Air Pressure Switch - High Altitude (5,000 ft. +)	1111R06780-001	1111R06780-001	1111R06780-001	1111R06780-001	1111R06780-006	1111R06780-002	1111R06780-002	
15	Terminal Block Plate	1109R04609	1109R04609	1109R04609	1109R04609	1109R04609	1109R04609	1109R04609	
16	High Limit Switch	1111R08365-002	1111R08365-002	1111R08365-001	1111R08365-001	1111R08365-001	1111R08365-001	1111R08365-001	
17	Fan Motor (ODP)	1131R04766	1131R04766	1131R04091	1131R04091	1131R04092	1131R04092	1131R04092	
18	OSHA Fan Guard	1132R04884	1132R04884	1132R08327-002	1132R08327-002	11M32R06163	11M32R06163	11M32R06163	
19	Fan Blade	1134R06999-016	1134R06999-017	1134R06999-006	1134R06999-007	1134R06999-114	1134R06999-115	1134R06999-103	
20	Fan/Guard/Motor Mount Hardware Kit	1126R04963-001	1126R04963-001	1126R04963-002	1126R04963-002	1126R04963-002	1126R04963-002	1126R04963-002	
21	Flue Collector (Includes Gasket)	11507R08312-130	11507R08312-145	11507R08312-160	11507R08312-175	11507R08311-190	11507R08311-105	11507R08311-120	
22	Power Venter (Drafter) Assembly (Includes Gasket)	1135R04700	1135R04700	1135R08510	1135R08510	1135R04581	1135R04581	1135R04581	
23	Flue Collar (Includes Gasket and Hardware)	1125R08337	1125R08337	1125R08340	1125R08340	1125R08340	1125R08340	1125R08340	
24	Vinyl Tubing (Pressure Switch) - 19 inches long	11H07R01471-019	11H07R01471-019	11H07R01471-019	11H07R01471-019	11H07R01471-019	11H07R01471-019	11H07R01471-019	
25	Power Venter Mounting Plate (Includes Gasket)	N/A	N/A	N/A	N/A	1125R08315	1125R08315	1125R08315	
26	Lower (Qty. Required Per Model)	1125R04687-113 (3)	1125R04687-113 (3)	1125R04687-113 (5)	1125R04687-113 (5)	1125R04687-113 (7)	1125R04687-113 (7)	1125R04687-113 (7)	
27	Lower (Qty. Required Per Model)	1126R01960 (3)	1126R01960 (3)	1126R01960 (5)	1126R01960 (5)	1126R01960 (7)	1126R01960 (7)	1126R01960 (7)	
28	Control Board	1128R06881	1128R06881	1128R06881	1128R06881	1128R06881	1128R06881	1128R06881	
29	Access Panel (Includes Hardware)	1125R08308-030	1125R08308-030	1125R08308-060	1125R08308-060	1125R08308-090	1125R08308-090	1125R08308-090	
30	Top Jacket Panel w/Insulation	1125R08303	1125R08303	1125R08303	1125R08303	1125R08303	1125R08303	1125R08303	
31	Bottom Jacket Panel w/Insulation	1125R08303	1125R08303	1125R08303	1125R08303	1125R08303	1125R08303	1125R08303	
32	Rear Jacket Panel	1125R08306-030	1125R08306-030	1125R08306-060	1125R08306-060	1125R08306-090	1125R08306-090	1125R08306-090	
33	Bracket Cap, Manifold	1125R08466	1125R08466	1125R08466	1125R08466	1125R08466	1125R08466	1125R08466	
34	Tube Support Bracket Kit	1125R06882	1125R06882	1125R06884	1125R06885	1125R08364-090	1125R08364-105	1125R08364-120	
35	Green Ground Screw	1121R05120-001	1121R05120-001	1121R05120-001	1121R05120-001	1121R05120-001	1121R05120-001	1121R05120-001	
36	Hanger Bracket	1125R08347	1125R08347	1125R08347	1125R08347	1125R08347	1125R08347	1125R08347	
37	Pipe Nipple (6" Length)	1109R08500	1109R08500	1109R08500	1109R08500	1109R08500	1109R08500	1109R08500	
38	Left Side Panel w/Insulation	1140R0601-010	1140R0601-010	1140R0601-010	1140R0601-010	1140R0601-010	1140R0601-010	1140R0601-010	
39	Manifold Support Bracket Kit	1125R08492-030	1125R08492-030	1125R08492-030	1125R08492-030	1125R08492-090	1125R08492-090	1125R08492-090	
40	Spring (for Vinyl Tubing)	1126R06480	1126R06480	1126R06480	1126R06480	1126R06480	1126R06480	1126R06480	
41	Grommet	1107R02872-001	1107R02872-001	1107R02872-001	1107R02872-001	1107R02872-001	1107R02872-001	1107R02872-001	
42	Inlet Air Screen Assembly (Includes Hardware)	11507R08596	11507R08596	11507R08596	11507R08596	11507R08596	11507R08596	11507R08596	
43	Burner Box View Port	1107R08348-001	1107R08348-001	1107R08348-001	1107R08348-001	1107R08348-001	1107R08348-001	1107R08348-001	
44	Molex Connector Assembly	1111R06887-001	1111R06887-001	1111R06887-001	1111R06887-001	1111R06887-001	1111R06887-001	1111R06887-001	
N/S	Ignition Cable (Orange) - 14 inches long	1128R06971-001	1128R06971-001	1128R06971-001	1128R06971-001	1128R06971-001	1128R06971-001	1128R06971-001	
N/S	Flame Sensor Wire (White) - 21 inches long	11260R08248-001	11260R08248-001	11260R08248-001	11260R08248-001	11260R08248-001	11260R08248-001	11260R08248-001	

(N/S) - Part not shown.



For Repair Parts, call 1-800-323-0620

24 hours a day – 365 days a year

Please provide following information:

- Model number
- Serial number (if any)
- Part description and number as shown in parts list

IDENTIFICATION OF PARTS (REFER TO REPLACEMENT PARTS LIST ON PREVIOUS PAGE) TUBULAR 30-120 UNIT HEATERS

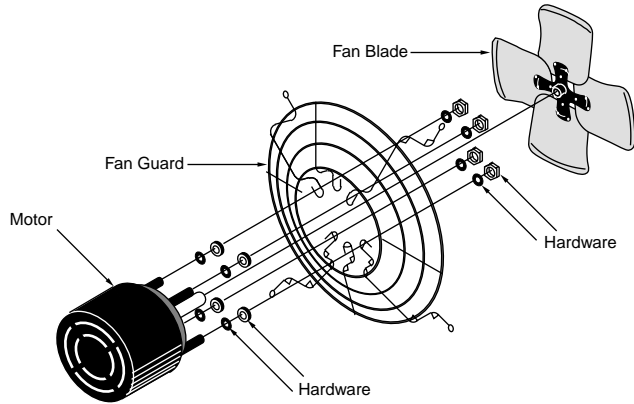
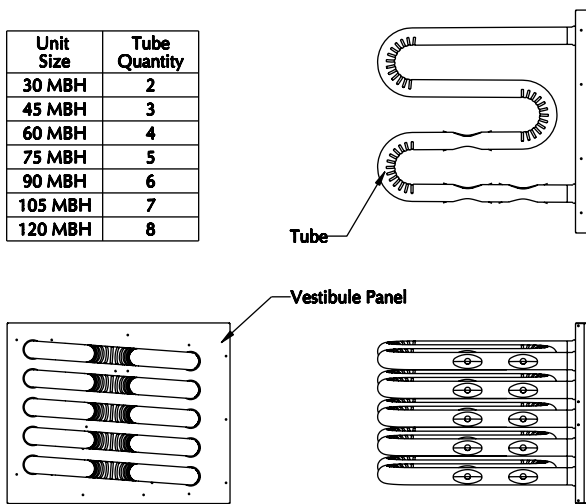


Figure 16 – Propeller Parts

NOTE: No rubber grommets are equipped with the 30 and 45 unit sizes.

Unit Size	Tube Quantity
30 MBH	2
45 MBH	3
60 MBH	4
75 MBH	5
90 MBH	6
105 MBH	7
120 MBH	8



Heat Exchanger Assembly

Figure 17 – Internal Furnace Components

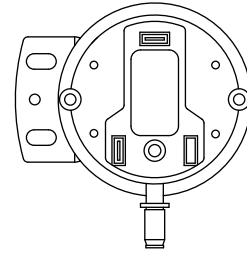


Figure 18 – Air Pressure Switch

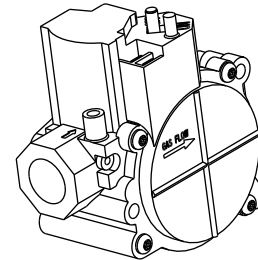


Figure 19 – Gas Valve

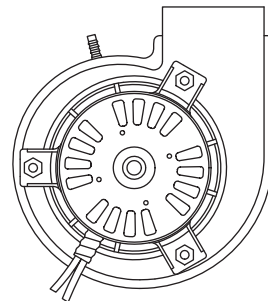
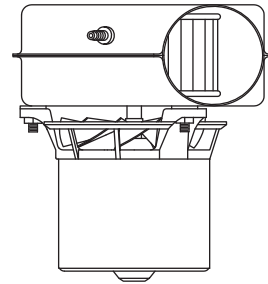


Figure 20 – Power Ventor Assembly

ENGLISH