

Dayton Upright Sump Pumps



PUMPS technical data sheet

Upright sump pumps are different from submersible sump pumps because the motor driving the pump is not submerged. The motor is separated from the pump by a vertical drive shaft that separates the motor from the pump and fluid. This separation allows for continuous duty operation and compatibility with a wider variety of fluids being pumped.

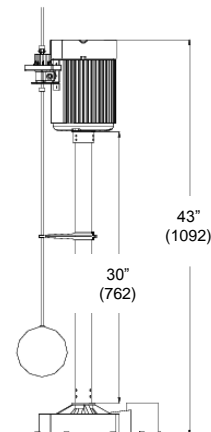
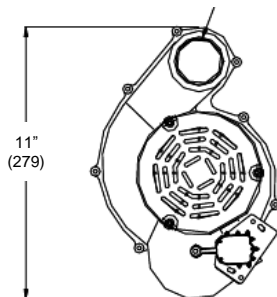


5URJ3
1/2 HP, Stainless Steel
Upright Sump Pump

HP	1/2
Voltage	115V
Phase	Single
Frequency	60 Hz
Run Amps	9A
RPM	1725
Motor Type	PSC
Motor Enclosure	TEFC

Overload Protection	Automatic
Motor Shaft Material	Zinc Plated Steel
Motor Housing Material	Aluminum
Motor Duty	Continuous
Motor End Bearing	Sleeve
Pump End Bearing	Sleeve
Lubrication	Permanently Lubricated
Discharge	1-1/2 Inch FNPT
Volute Material	Stainless Steel
Base Material	Stainless Steel
Impeller Type	Open Vortex
Impeller Material	Stainless Steel
Wetted Hardware Material	Stainless Steel
Driveshaft Material	Stainless Steel
Column Material	Stainless Steel
Operation	Automatic
Power Cord	16/3 SJT, 8' (2.4m), NEMA 5-15P 120V Plug
Max. Solids Handling	7/16"(11mm)
Max. Water Temperature	200°F (93°C)
Designed Fluid Environment	Water / Wastewater
Switch Type	Vertical
Switch Pumping Range	7" Adjustable
Float Material	Stainless Steel
Float Rod Material	Stainless Steel

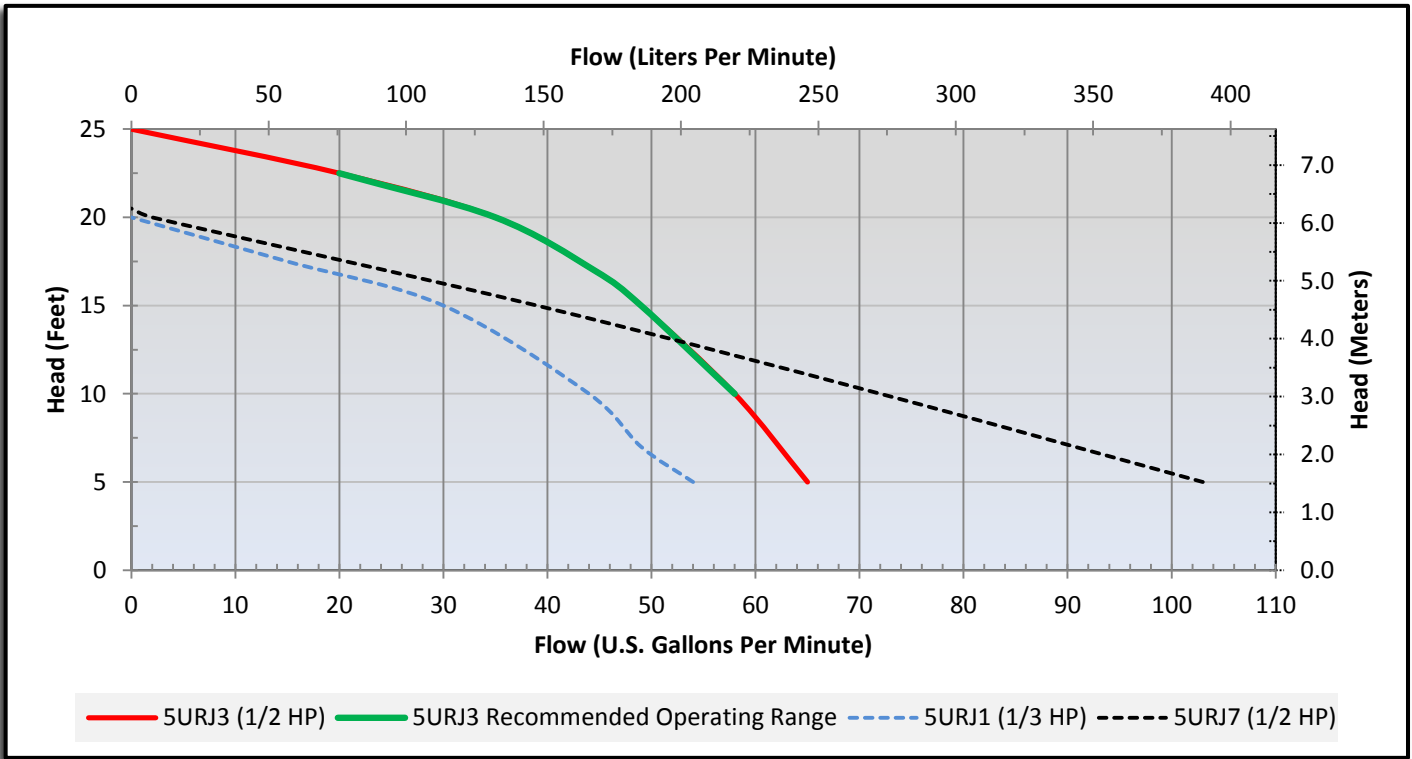
Outline Dimensions



Performance Data

Head	Feet	5	10	15	20	25
	Meters	1.5	3.0	4.6	6.1	7.6
Flow Rate	GPM	65	58	49	35	0
	LPM	246	220	185	132	0

Performance Chart



WARNING: Use only with nonflammable liquids compatible with pump component materials and in nonflammable/non-explosive atmospheres.

Call or visit your local branch or go to granger.com/dayton for complete product line information



Find it at Grainger.

© 2013 W.W. Grainger, Inc.