

# Dayton Upright Sump Pumps



## PUMPS technical data sheet

Upright sump pumps are different from submersible sump pumps because the motor driving the pump is not submerged. The motor is separated from the pump by a vertical drive shaft that separates the motor from the pump and fluid. This separation allows for continuous duty operation and compatibility with a wider variety of fluids being pumped.

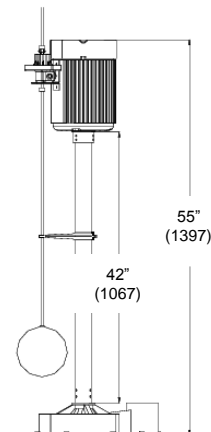
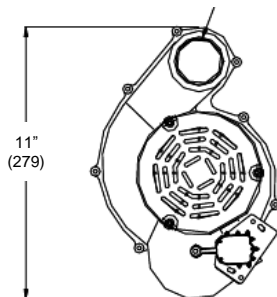


**5URJ2**  
**1/3 HP, Stainless Steel**  
**Upright Sump Pump**

<b>HP</b>	1/3
<b>Voltage</b>	115V
<b>Phase</b>	Single
<b>Frequency</b>	60 Hz
<b>Run Amps</b>	7A
<b>RPM</b>	1725
<b>Motor Type</b>	PSC
<b>Motor Enclosure</b>	TEFC

<b>Overload Protection</b>	Automatic
<b>Motor Shaft Material</b>	Zinc Plated Steel
<b>Motor Housing Material</b>	Aluminum
<b>Motor Duty</b>	Continuous
<b>Motor End Bearing</b>	Sleeve
<b>Pump End Bearing</b>	Sleeve
<b>Lubrication</b>	Permanently Lubricated
<b>Discharge</b>	1-1/2 Inch FNPT
<b>Volute Material</b>	Stainless Steel
<b>Base Material</b>	Stainless Steel
<b>Impeller Type</b>	Open Vortex
<b>Impeller Material</b>	Stainless Steel
<b>Wetted Hardware Material</b>	Stainless Steel
<b>Driveshaft Material</b>	Stainless Steel
<b>Column Material</b>	Stainless Steel
<b>Operation</b>	Automatic
<b>Power Cord</b>	16/3 SJT, 8' (2.4m), NEMA 5-15P 120V Plug
<b>Max. Solids Handling</b>	7/16
<b>Max. Water Temperature</b>	200°F
<b>Designed Fluid Environment</b>	Water/ Wastewater
<b>Switch Type</b>	Vertical
<b>Switch Pumping Range</b>	7" Adjustable
<b>Float Material</b>	Stainless Steel
<b>Float Rod Material</b>	Stainless Steel

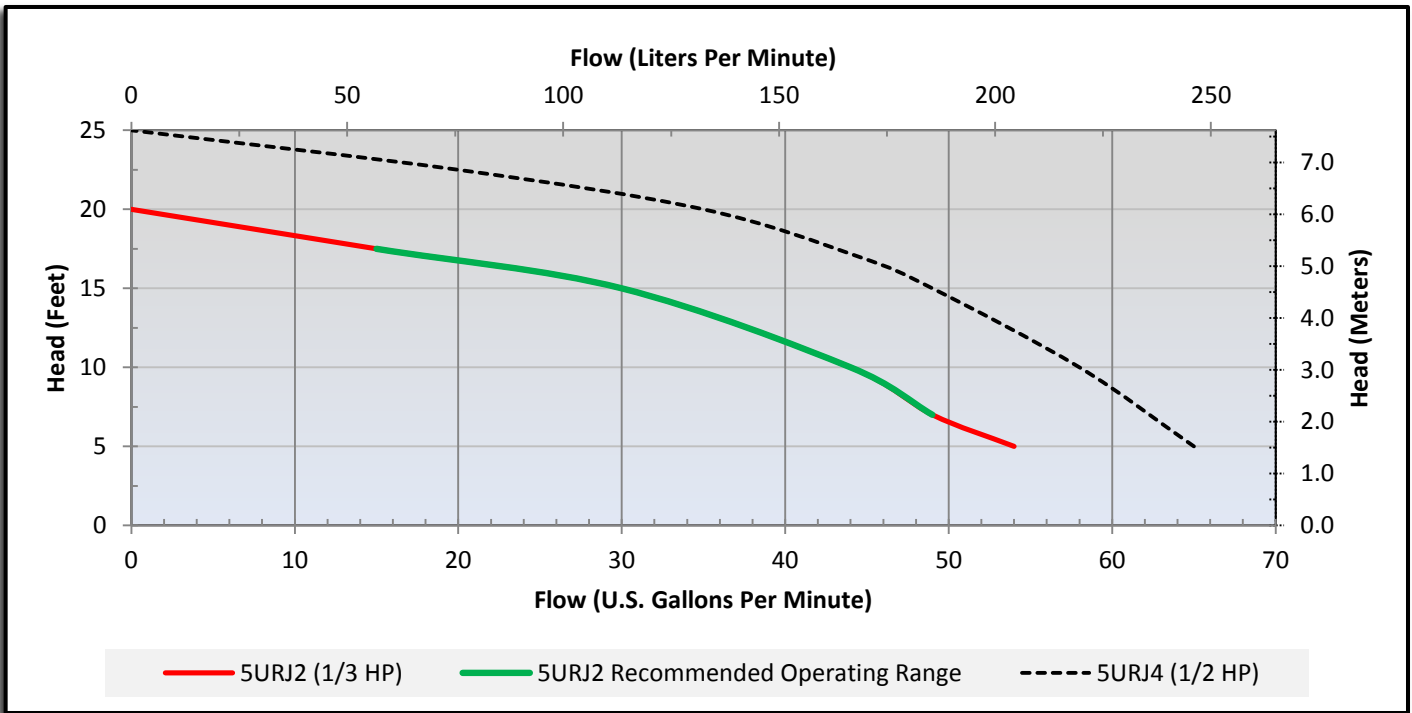
### Outline Dimensions



## Performance Data

Head	Feet	5	10	15	20
	Meters	1.5	3.0	4.6	6.1
Flow Rate	GPM	54	44	30	0
	LPM	204	167	114	0

## Performance Chart



**WARNING:** Use only with nonflammable liquids compatible with pump component materials and in nonflammable/non-explosive atmospheres.

Call or visit your local branch or go to [grainger.com/dayton](http://grainger.com/dayton) for complete product line information



Find it at Grainger.

© 2013 W.W. Grainger, Inc.