



# Dayton Upright Sump Pumps

## PUMPS technical data sheet

Upright sump pumps are different from submersible sump pumps because the motor driving the pump is not submerged. The motor is separated from the pump by a vertical drive shaft that separates the motor from the pump and fluid. This separation allows for continuous duty operation and compatibility with a wider variety of fluids being pumped.

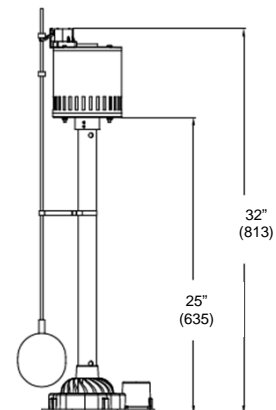
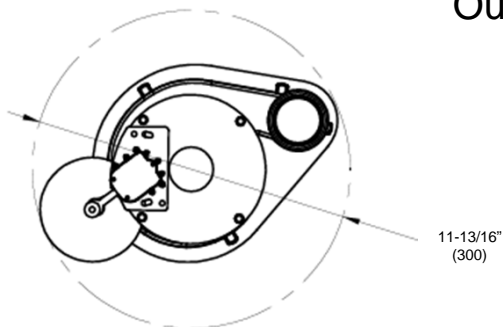


**4KU64**  
**1/3 HP, Cast Iron**  
**Upright Sump Pump**

HP	1/3
Voltage	115V
Phase	Single
Frequency	60 Hz
Run Amps	4A
RPM	1750
Motor Type	PSC
Motor Enclosure	ODP

<b>Overload Protection</b>	Automatic
<b>Motor Shaft Material</b>	Zinc Plated Steel
<b>Motor Housing Material</b>	Rolled Steel with Cast Aluminum End Shields
<b>Motor Duty</b>	Intermittent
<b>Motor End Bearing</b>	Dual Ball
<b>Pump End Bearing</b>	Dual Ball
<b>Lubrication</b>	Permanently Lubricated
<b>Discharge</b>	1-1/4 Inch & 1-1/2 Inch FNPT
<b>Volute Material</b>	Plastic
<b>Base Material</b>	Plastic
<b>Impeller Type</b>	Open Vortex
<b>Impeller Material</b>	ABS
<b>Wetted Hardware Material</b>	Stainless Steel
<b>Driveshaft Material</b>	Plastic
<b>Column Material</b>	Plastic
<b>Operation</b>	Automatic
<b>Power Cord</b>	18/3 SJTW, 10' (3m), NEMA 5-15P 120V Plug
<b>Max. Solids Handling</b>	3/8" (9.5mm)
<b>Max. Water Temperature</b>	120°F (49°C)
<b>Designed Fluid Environment</b>	Water / Wastewater
<b>Switch Type</b>	Vertical
<b>Switch Pumping Range</b>	7" Adjustable
<b>Float Material</b>	Plastic
<b>Float Rod Material</b>	Zinc Plated Steel

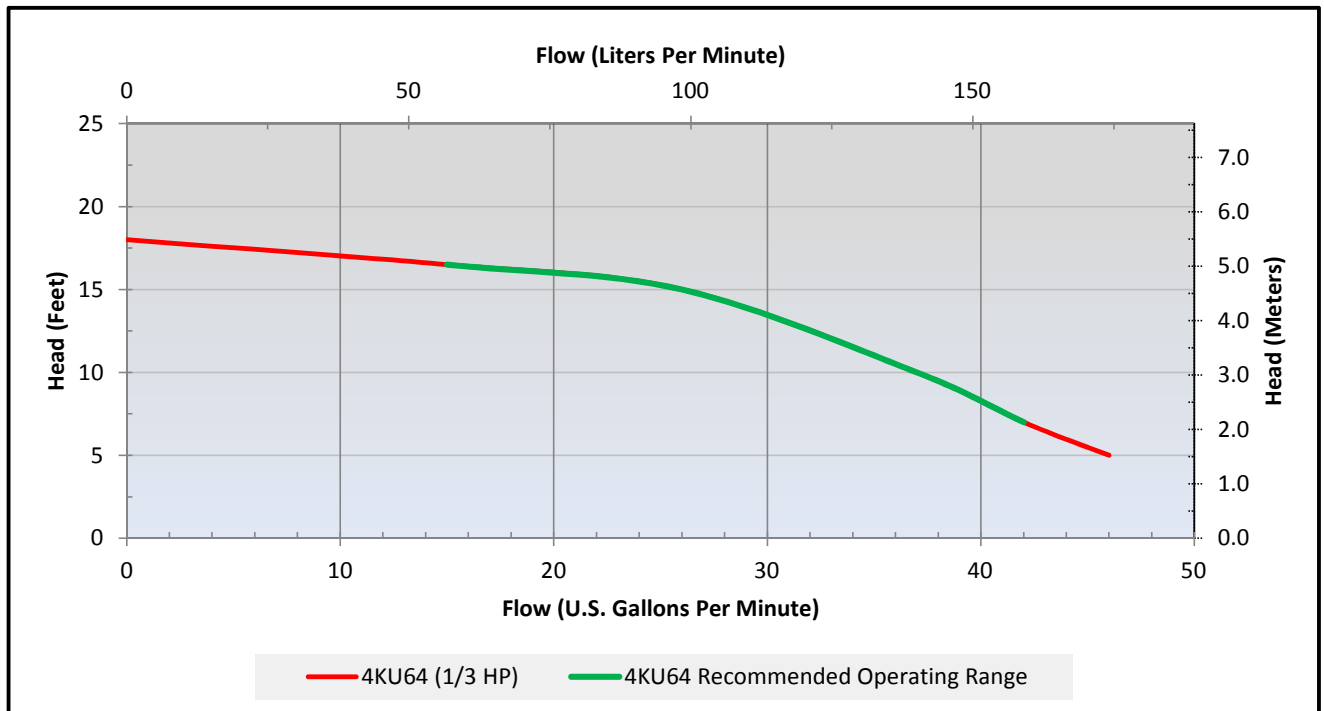
### Outline Dimensions



### Performance Data

Head	Feet	5	10	15	18
	Meters	1.5	3.1	4.6	5.5
Flow Rate	GPM	46	37	26	0
	LPM	174	140	98	0

### Performance Chart



**WARNING:** Use only with nonflammable liquids compatible with pump component materials and in nonflammable/nonexplosive atmospheres.

Call or visit your local branch or go to [grainger.com/dayton](http://grainger.com/dayton) for complete product line information



Exclusively from Grainger.