

FEATURES

- LED Wraparound
- Long life 50,000 hour LEDs at L80 for reduced maintenance
- DesignLights Consortium® (DLC) qualified
- Four LED color choices and 80 CRI
- 4' Size offers three lumen packages
- 2' Size offers two lumen packages
- Optional integral emergency battery pack
- Heavy gauge steel housing, die embossed for maximum rigidity
- White steel end plates
- Diffuser features flat bottom and vertical sides
- Interior overlay for smooth appearance without pixelation
- Hinges from either side
- LED boards and driver accessible for future maintenance or upgrades
- Modular replaceability of LED components
- Surface mount or stem suspended
- Five Year Warranty

PROJECT INFORMATION

Project Name _____

Type _____

Catalog No. _____

Date _____

CONSTRUCTION

Housing, end plates, and wireway are formed from code-gauge steel.

SHIELDING

100% acrylic prismatic with interior overlay for smooth appearance without pixelation.

FINISH

White painted parts are treated with a five-stage phosphate bonding process and finished with high reflectance baked enamel. For a post-painted housing finish select PAF option.

ELECTRICAL

Long-life LEDs are rated for 50,000 hours at L70 lumen maintenance. Driver options include fixed output for on/off function, step dimming (high/low/off), or continuous 0-10V dimming.

CERTIFICATION

All luminaires are built to UL 1598 and 2108 standards, and bear appropriate CSA labels. Damp location labeling is standard. Emergency equipped fixtures labeled UL924. Adheres to LM79, LM80, and TM21 industry standards. DesignLights Consortium® (DLC) qualified. Please refer to the DLC website for specific product qualifications at www.designlights.org.

WARRANTY

Five year warranty (Terms and Conditions apply).

ORDERING INFORMATION

EXAMPLE LAW4-35ML-EU

LAW		-			-		U		-	
MODEL	SIZE	COLOR TEMP	LUMEN OUTPUT	DRIVER	VOLTAGE	OPTIONS				
LAW LED Wraparound	2 2' 4 4'	30 3000K 35 3500K 40 4000K 50 5000K	LW Low Watt ML Medium Lumen HL High Lumen	E Fixed Output ESD Step Dimming ED 0-10V Dimming	U 120V-277V	ELL14 Emergency Battery Pack Installed, 1400 Lumens ^{1,2} GLR Fast Blow Fuse PAF Paint After Fabrication NYC NYC Compliant				

ACCESSORIES (ORDER SEPARATELY)

S18	18" Stem, Canopy
SS18	18" Swivel Stem - 45° Swivel

PRODUCT AVAILABILITY

SIZE	OUTPUT	NOMINAL LUMENS (3500K)	NOMINAL WATTS	EFFICACY
2'	LW	2600	25	105
	ML	4300	49	88
4'	LW	2500	23	109
	ML	4700	48	98
	HL	5600	55	102

Actual lumens will vary according to color temperature and other factors. For exact lumens and watts see specific photometric test(s).

¹ For compatibility with Dual-Lite LiteGear® inverters in lieu of installed battery pack, contact Hubbell Lighting representative.
² Only available in 4 ft.

PHOTOMETRIC DATA

Test 9114 Test Date 6/6/14

LUMINAIRE DATA

Luminaire	LAW2-40LW-EU LAW LED Low Profile Wraparound, Wraps 8" x 24" LED with acrylic prisms wraparound lens and frosted overlay
Ballast	D15CC55UNVTC
Ballast Factor	1.00
Lamp	LED
Fixture Lumens	2647
Watts	25.20
Mounting	Surface
Shielding Angle	0° = 90 90° = 90
Spacing Criterion	0° = 1.22 90° = 1.13
Luminous Opening in Feet	Length: 2.00 Width: 0.67 Height: 0.13

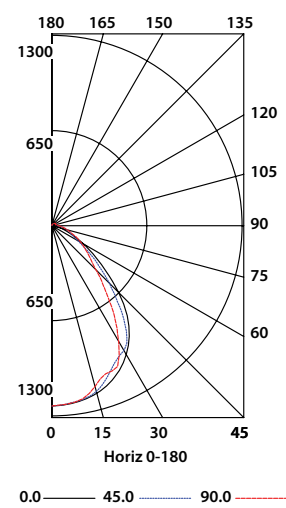
ZONAL LUMEN SUMMARY

Zone	Lumens	Lamp	Fixt.
0-30	930	35.1	35.1
0-40	1456	55.0	55.0
0-60	2168	81.9	81.9
0-90	2521	95.2	95.2
0-180	2647	100.0	100.0

ENERGY DATA

Total Luminaire Efficiency	100.0
Total Lumens per Watt	105
ANSI/IESNA RP-1-2004 Compliance	Noncompliant
Comparative Yearly Lighting Energy Cost per 1000 Lumens	\$2.26 based on 3000 hrs. and \$0.08 per KWH

INDOOR CANDELA PLOT



Test 15387 Test Date 7/18/14

LUMINAIRE DATA

Luminaire	LAW4-40ML-EU LAW LED Low Profile Wraparound, Wraps 8" x 48" LED with acrylic prisms wraparound lens and frosted overlay
Ballast	D15CC55UNVTC
Ballast Factor	1.00
Lamp	LED
Fixture Lumens	4714
Watts	47.60
Mounting	Surface
Shielding Angle	0° = 90 90° = 90
Spacing Criterion	0° = 1.23 90° = 1.09
Luminous Opening in Feet	Length: 4.00 Width: 0.67 Height: 0.12

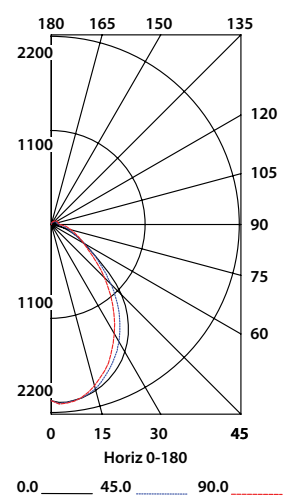
ZONAL LUMEN SUMMARY

Zone	Lumens	Lamp	Fixt.
0-30	1558	33.1	33.1
0-40	2437	51.7	51.7
0-60	3744	79.4	79.4
0-90	4425	93.9	93.9
0-180	4714	100.0	100.0

ENERGY DATA

Total Luminaire Efficiency	100.0
Total Lumens per Watt	99
ANSI/IESNA RP-1-2004 Compliance	Noncompliant
Comparative Yearly Lighting Energy Cost per 1000 Lumens	\$2.45 based on 3000 hrs. and \$0.08 per KWH

INDOOR CANDELA PLOT



Test 15386 Test Date 7/21/14

LUMINAIRE DATA

Luminaire	LAW4-40HL-EU LAW LED Low Profile Wraparound, Wraps 8" x 48" LED with acrylic prisms wraparound lens and frosted overlay
Ballast	D15CC55UNVTC
Ballast Factor	1.00
Lamp	LED
Fixture Lumens	5602
Watts	54.80
Mounting	Surface
Shielding Angle	0° = 90 90° = 90
Spacing Criterion	0° = 1.24 90° = 1.09
Luminous Opening in Feet	Length: 0.67 Width: 4.00 Height: 0.13

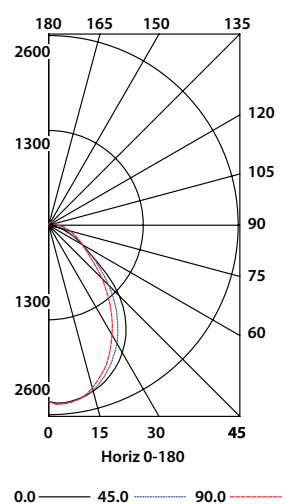
ZONAL LUMEN SUMMARY

Zone	Lumens	Lamp	Fixt.
0-30	1837	32.8	32.8
0-40	2872	51.3	51.3
0-60	4415	78.8	78.8
0-90	5250	93.7	93.7
0-180	5602	100.0	100.0

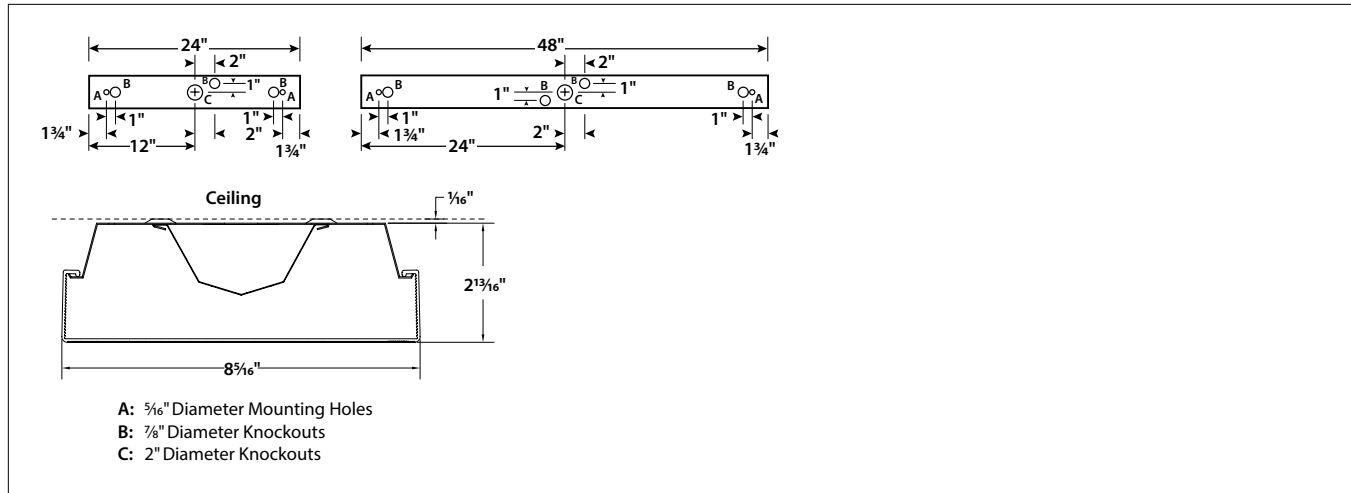
ENERGY DATA

Total Luminaire Efficiency	100.0
Total Lumens per Watt	102
ANSI/IESNA RP-1-2004 Compliance	Noncompliant
Comparative Yearly Lighting Energy Cost per 1000 Lumens	\$2.35 based on 3000 hrs. and \$0.08 per KWH

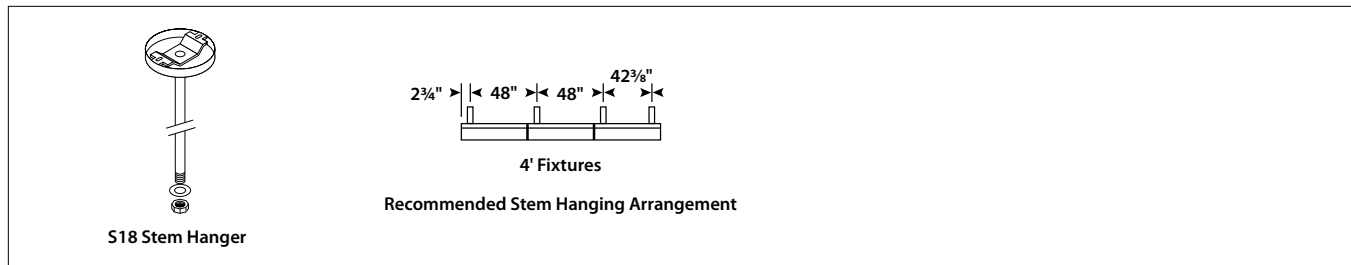
INDOOR CANDELA PLOT



DIMENSIONAL DATA



STEM MOUNTING



NOTE: All dimensions are in inches; dimensions and specifications are subject to change without notice. Please consult factory or check sample for verification.