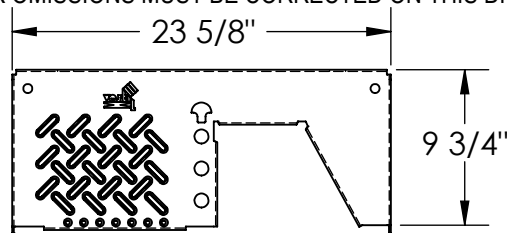


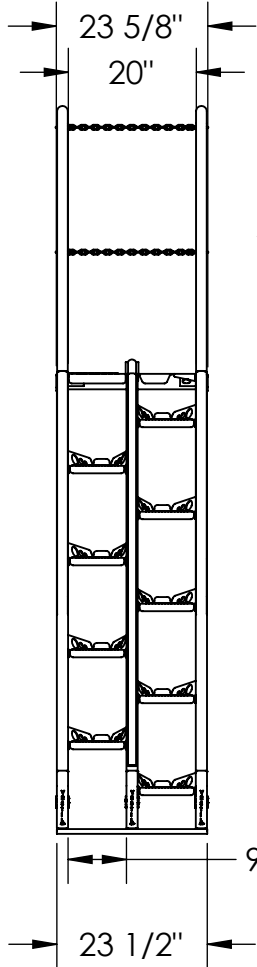
ALTERNATING TREAD STAIRS - ATS-6-68

APPROX WEIGHT: 157.20 lbs.
DOES NOT INCLUDE WEIGHT OF POWER OR PACKAGING!!!

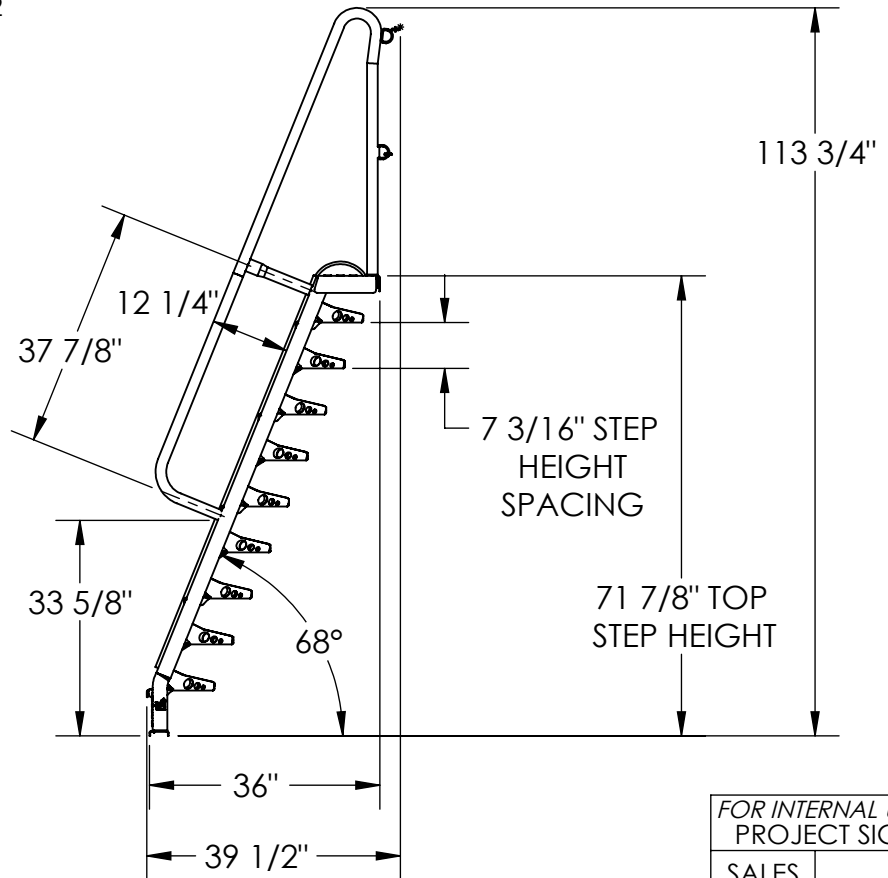
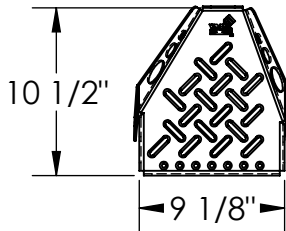
ANY ADDITIONS, DELETIONS, OR OMISSIONS MUST BE CORRECTED ON THIS DRAWING AS THIS DRAWING WILL BE CONSIDERED ALL INCLUSIVE



TOP STEP - SCALE: 1:12



STEP - SCALE: 1:12



FOR INTERNAL USE ONLY PROJECT SIGN OFF	
SALES	
ENG.	
FAB.	
POWER	

ALL GRAPHICS PROVIDED ARE FOR REFERENCE ONLY. IF CERTAIN DIMENSIONS ARE CRITICAL PLEASE VERIFY THOSE DIMENSIONS WITH YOUR SALESPERSON

DIMENSION TOLERANCE ± 1/4"

STANDARD FEATURES

- MODEL NUMBER: ATS-6-68
- CLIMB ANGLE: 68°
- NUMBER OF STEPS: 10 (INCLUDING TOP STEP)
- TOP STEP HEIGHT: 71 7/8"
- STEP HEIGHT SPACING: 7 3/16"
- HANDRAIL HEIGHT: 12 1/4"
- OVERALL HEIGHT: 113 3/4"
- OVERALL LENGTH: 39 1/2"
- OVERALL WIDTH: 23 1/2"
- CHAIN GATES AT TOP STEP
- RUBBER BUMPER STRIP
- MAX CAPACITY IS 350 LBS
- TOUGH BAKED IN POWDER COATED YELLOW FINISH

SPECIAL FEATURES

NONE

APPROVAL

I, THE UNDERSIGNED, AGREE THAT THE PRODUCT AS REPRESENTED SATISFIES DESIGN AND DIMENSION REQUIREMENTS. I ALSO ACKNOWLEDGE MY DUTY TO CONFIRM PRODUCT AND INSTALLATION COMPLIANCE WITH ALL APPLICABLE FEDERAL, STATE AND LOCAL REGULATIONS AND STANDARDS.

ANY MODIFIED UNITS ARE NON-RETURNABLE

[] As drawn [] As marked

Signed: _____ Date: _____

Printed Name: _____

LEAD TIME WILL START UPON RECEIPT OF SIGNED APPROVAL DRAWING

DISTRIBUTOR'S NAME:		P.O.#
VESTIL MANUFACTURING		X
DRAWN BY: B.WOOD		W.O.#
DATE: 4/22/2009		X
REFERENCE: X	SCALE: 1:30	SALES: X
QUOTED LEAD TIME: X	QUOTE # X	FILE NAME: 44-007-249