

# 725BXXSC3ML-12D

Power relay, SE Relays, 25A, 2NO, 12VDC,  
LED push button, screw terminals, DIN or  
panel mount



## Main

Product range	Harmony Electromechanical Relays
Product type	DIN rail/panel mount relay
[In] rated line current	25 A
Contact composition	2 NO
Contacts material	Silver alloy contacts
Series name	Power
Local signalling	LED indicator test button
Rated power in W	1.3 kW 120 V tungsten
Network Frequency	50/60 Hz
Rated power in hp	1 Hp 120 V AC 2 hp 277 V AC
[Uc] control circuit voltage	12 V
Connections - Terminals	Screw clamp terminals

## Complementary

Class number	725
Control Type	Test button
Maximum switching voltage	240 V CE 277 V UL
[Ie] rated operational current	25 A at 277 V AC (on resistive load) conforming to UL 25 A at 240 V AC (general purpose) conforming to UL 25 A at 30 V DC (on resistive load) conforming to UL 25 A at 240 V AC (on resistive load) conforming to IEC 25 A at 28 V DC (on resistive load) conforming to IEC
Coil resistance	75 Ohm
Connections - terminals	Screw coil terminal M3.5 Screw contact terminal M4
Minimum switching current	100 mA 5 V DC
Tightening torque	10.6...15 lb.in 1.2...1.7 N.m
Drop-out voltage threshold	DC
Nominal input voltage	9.6...13.2 V DC
Average coil consumption	1.90 W
Electrical durability	100000 cycles resistive IEC
Mechanical durability	5000000 cycles
Response Time	30 ms
Dielectric strength	4000 V AC between coil and contact 2000 V AC between poles
Mounting	DIN rail Flange
Net Weight	4.23 oz (120 g)

The information provided in this documentation contains general descriptions and/or technical characteristics of the performance of the products contained herein. This documentation is not intended as a substitute for and is not to be used for determining suitability or reliability of these products for specific user applications. It is the duty of any such user or integrator to perform the appropriate and complete risk analysis, evaluation and testing of the products with respect to the relevant specific application or use thereof. Neither Schneider Electric Industries SAS nor any of its affiliates or subsidiaries shall be responsible or liable for misuse of the information contained herein.

## Environment

Ambient temperature range - operational	-4...131 °F (-20...55 °C)
Ambient Air Temperature for Storage	-67...212 °F (-55...100 °C)
Product certifications	UL CSA CE
Standards	IEC 60947-1 UL 60947-4-1A
IP Degree of Protection	IP20
Height	2.67 in (67.7 mm)
Width	1.37 in (34.9 mm)
Depth	2.12 in (53.9 mm)



## Ordering and shipping details

GTIN	3606480279010
Nbr. of units in pkg.	1
Package weight(Lbs)	4.23 oz (120.0 g)

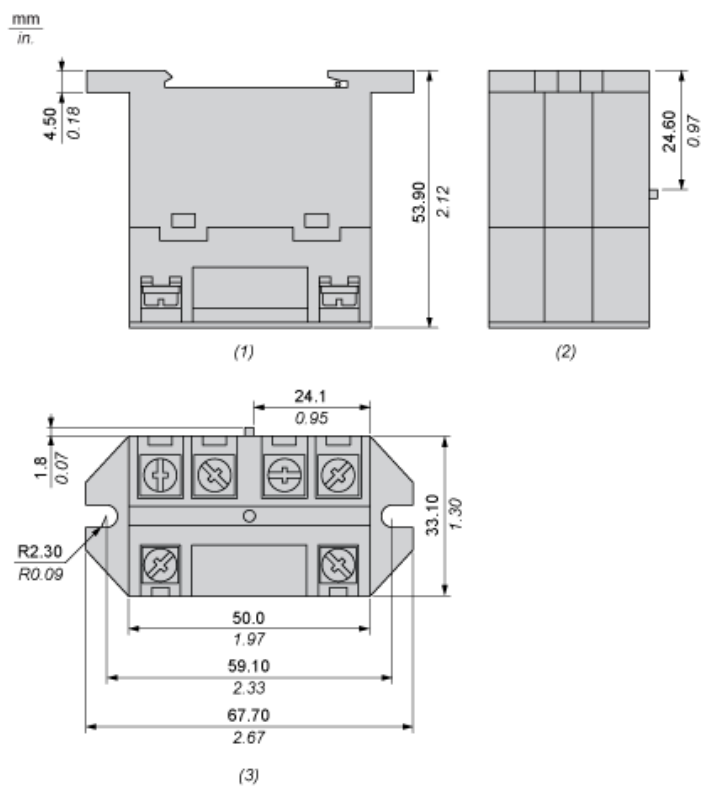
## Packing Units

Unit Type of Package 1	PCE
Package 1 Height	2.67 in (6.77 cm)
Package 1 width	1.30 in (3.31 cm)
Package 1 Length	2.09 in (5.32 cm)
Unit Type of Package 2	BB1
Number of Units in Package 2	10
Package 2 Weight	2.65 lb(US) (1.2 kg)
Package 2 Height	2.99 in (7.6 cm)
Package 2 width	5.75 in (14.6 cm)
Package 2 Length	12.56 in (31.9 cm)
Unit Type of Package 3	CAR
Number of Units in Package 3	100
Package 3 Weight	26.46 lb(US) (12.0 kg)
Package 3 Height	12.99 in (33 cm)
Package 3 width	12.20 in (31 cm)
Package 3 Length	14.17 in (36 cm)

## Offer Sustainability

California proposition 65	WARNING: This product can expose you to chemicals including: Nickel compounds, which is known to the State of California to cause cancer, and Di-isodecyl phthalate (DIDP), which is known to the State of California to cause birth defects or other reproductive harm. For more information go to <a href="http://www.P65Warnings.ca.gov">www.P65Warnings.ca.gov</a>
REACH Regulation	 <a href="#">REACH Declaration</a>
REACH free of SVHC	Yes
EU RoHS Directive	Pro-active compliance (Product out of EU RoHS legal scope)  <a href="#">EU RoHS Declaration</a>
Toxic heavy metal free	Yes
Mercury free	Yes
RoHS exemption information	 <a href="#">Yes</a>
China RoHS Regulation	 <a href="#">China RoHS Declaration</a>
WEEE	The product must be disposed on European Union markets following specific waste collection and never end up in rubbish bins.

## Dimensions



- (1) : Back View  
(2) : Side View  
(3) : Top View

Wiring

