

Main

| | |
|---------------------------|------------------|
| Range of Product | Harmony XB4 |
| Product or Component Type | Potentiometer |
| Device short name | XB4 |
| Head type | Standard |
| Device presentation | Complete product |

Complementary

| | |
|---|---|
| Bezel material | Chromium plated metal |
| Mounting diameter | 0.87 in (22 mm) |
| Product Compatibility | Ø 6 mm shaft |
| Sale per indivisible quantity | 1 |
| CAD overall width | 1.18 in (30 mm) |
| CAD overall height | 1.85 in (47 mm) |
| CAD overall depth | 3.23 in (82 mm) |
| Net Weight | 0.21 lb(US) (0.095 kg) |
| Protective treatment | TH |
| Ambient Air Temperature for Storage | -40...158 °F (-40...70 °C) |
| Ambient air temperature for operation | -40...158 °F (-40...70 °C) |
| Electrical shock protection class | Class II IEC 60536 |
| IP degree of protection | IP66 IEC 60529 IP69 IEC 60529 IP69K IEC 60529 |
| NEMA degree of protection | NEMA 13 NEMA 4X |
| Resistance to high pressure washer | 1015.26 psi (7000000 Pa) 131 °F (55 °C) 0.1 m |
| IK degree of protection | IK06 IEC 50102 |
| Standards | CSA C22.2 No 14 EN/IEC 60947-1 UL 508 |
| Product Certifications | CSA UL Listed BV |
| Shape of signaling unit head | Round |
| Operator profile | Knurled knob, with white) |
| [Us] rated supply voltage | <= 30 V AC <= 42 V DC |
| Rated power in W | 1 W 158 °F (70 °C) |
| Precision of internal conversion resistor | +/-10% |
| Potentiometer characteristic | Linear |
| Mechanical durability | 50000 cycles |
| Ohmic value | 4700 Ohm |
| Material | Cermet |
| Vibration resistance | 5 gn 2...500 Hz)IEC 60068-2-6 |

| | |
|-------------------|--|
| Shock resistance | 30 gn 18 ms) half sine wave acceleration IEC 60068-2-27 50 gn 11 ms) half sine wave acceleration IEC 60068-2-27 |
| Main group | Potentiometer |
| Group of product | Potentiometer knurled knob |
| Colour of marking | White |

Ordering and shipping details

| | |
|-----------------------|-------------------------------------|
| Category | 22468 - PUSHBUTTONS,22MM(METAL) NEW |
| Discount Schedule | CS2 |
| GTIN | 3606480985003 |
| Nbr. of units in pkg. | 1 |
| Package weight(Lbs) | 3.67 oz (104 g) |
| Returnability | Yes |
| Country of origin | FR |

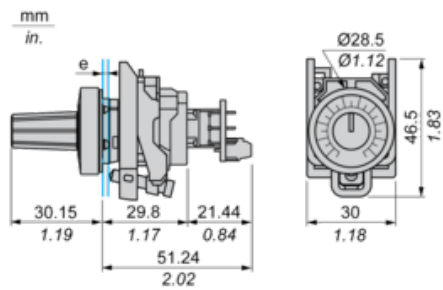
Packing Units

| | |
|------------------------------|--------------------------|
| Unit Type of Package 1 | PCE |
| Package 1 Height | 2.09 in (5.3 cm) |
| Package 1 width | 1.73 in (4.4 cm) |
| Package 1 Length | 3.43 in (8.7 cm) |
| Unit Type of Package 2 | S02 |
| Number of Units in Package 2 | 40 |
| Package 2 Weight | 9.87 lb(US) (4.478 kg) |
| Package 2 Height | 5.91 in (15 cm) |
| Package 2 width | 11.81 in (30 cm) |
| Package 2 Length | 15.75 in (40 cm) |
| Unit Type of Package 3 | P06 |
| Number of Units in Package 3 | 320 |
| Package 3 Weight | 98.85 lb(US) (44.836 kg) |
| Package 3 Height | 17.72 in (45 cm) |
| Package 3 width | 31.50 in (80 cm) |
| Package 3 Length | 23.62 in (60 cm) |

Offer Sustainability

| | |
|----------------------------|--|
| Sustainable offer status | Green Premium product |
| California proposition 65 | WARNING: This product can expose you to chemicals including: Nickel compounds, which is known to the State of California to cause cancer, and Di-isodecyl phthalate (DIDP), which is known to the State of California to cause birth defects or other reproductive harm. For more information go to www.P65Warnings.ca.gov |
| REACH Regulation | REACH Declaration |
| EU RoHS Directive | Pro-active compliance (Product out of EU RoHS legal scope) EU RoHS Declaration |
| Mercury free | Yes |
| RoHS exemption information | Yes |
| China RoHS Regulation | China RoHS Declaration |
| Environmental Disclosure | Product Environmental Profile |
| Circularity Profile | End Of Life Information |
| WEEE | The product must be disposed on European Union markets following specific waste collection and never end up in rubbish bins. |

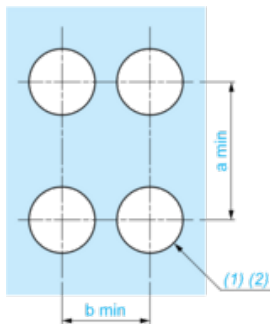
Dimensions



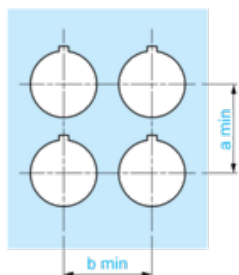
e: Panel thickness: 1 mm to 6 mm / 0.03 in. to 0.24 in

Panel Cut-out for Pushbuttons, Switches and Pilot Lights (Finished Holes, Ready for Installation)

Connection by Screw Terminals or Plug-in Connectors

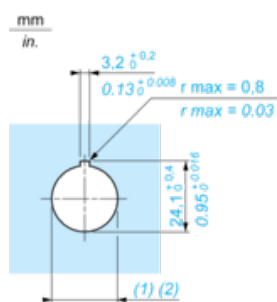


Connection by Faston Connectors



| Connections | a in mm | a in in. | b in mm | b in in. |
|---|---------|----------|---------|----------|
| By screw clamp terminals or plug-in connector | 40 | 1.57 | 30 | 1.18 |
| By Faston connectors | 45 | 1.77 | 32 | 1.26 |

Detail of Lug Recess



(1) Diameter on finished panel or support

(2) $\varnothing 22.5$ mm recommended ($\varnothing 22.3_0^{+0.4}$) / $\varnothing 0.89$ in. recommended ($\varnothing 0.88$ in. $_0^{+0.016}$)