

KP1500

DELUXE Fuel Line Replacement Kit

COVERS UP TO
97%
OF REPAIRS



Makes Repairs Quick And Profitable

Our fuel lines use the latest and safest technology available. It's the same advanced technology used by new vehicle manufacturers.

- **Cost-Effective** - Save up to 70% vs. OEM fuel lines
- **Easy-to-use** - No special insertion tools required; reduces labor time
- **Complete Coverage** - Works with Domestic & Foreign Vehicles
- **Safe** - Nylon lines hold up to 200 PSI
- **Versatile** - Safe for use with multiple fuel types including gas, ethanol and diesel
- **Standard Kit also Available** - PN# KP1200

**168 Pieces Plus
75' Tubing**

Universal Quick Connects



Thumb release convenience
No special disconnect tools required
Works with domestic & foreign vehicles

Easy Installation





Typical installations can be done in under 5 minutes in just 3 simple steps.

KP1500 FUEL PARTS LIST


COVERS UP TO
97%
OF REPAIRS

Bold items included in **KP1500 Kit** | *Italic items are available to order.*


Universal Quick Connects

IMAGE	PART#	LINE SIZE	DESCRIPTION	QTY
	KP020	3/8"	3/8" - 3/8" Straight Push-On	2
	KP030	5/16"	3/8" - 5/16" Straight Push-On	2
	KP035	3/8"	5/16" - 3/8" Straight Push-On	2
	KP040	5/16"	5/16" - 5/16" Straight Push-On	2
	<i>K410</i>	<i>1/2"</i>	<i>1/2" - 1/2" Straight Push-On</i>	<i>—</i>
	<i>K435</i>	<i>1/2"</i>	<i>12 mm - 1/2" Straight Push-On Metric</i>	<i>—</i>
	KP045	5/16"	1/4" - 5/16" Straight Push-On	2
	KP120	3/8"	5/16" - 3/8" 90° Push-On	2
	KP125	3/8"	3/8" - 3/8" 90° Push-On	2
	KP130	5/16"	3/8" - 5/16" 90° Push-On	2
	KP135	5/16"	5/16" - 5/16" 90° Push-On	2
	<i>K415</i>	<i>1/2"</i>	<i>1/2" - 1/2" 90° Push-On</i>	<i>—</i>
	<i>K440</i>	<i>1/2"</i>	<i>12 mm - 1/2" 90° Push-On Metric</i>	<i>—</i>



Line Adapters

IMAGE	PART#	LINE SIZE	DESCRIPTION	QTY
	K070	5/16"	5/16" GM	2
	K075	3/8"	3/8" GM	2
	K095	5/16"	5/16" GM Female to Nylon	2
	K100	3/8"	3/8" GM Female to Nylon	2
	K107	5/16"	14 mm Female to Nylon Metric	1
	K127	5/16"	14 mm Angled	1
	K137	5/16"	14 mm	1
	K140	5/16"	5/16" Rubber Hose to Nylon	2
	K145	3/8"	3/8" Rubber Hose to Nylon	2
	K150	5/16"	5/16" Quick Connect to Nylon	2
	K155	3/8"	3/8" Quick Connect to Nylon	2
	<i>K420</i>	<i>1/2"</i>	<i>1/2" Quick Connect to Nylon</i>	<i>—</i>
	<i>K445</i>	<i>1/2"</i>	<i>12 mm Quick Connect to Nylon Metric</i>	<i>—</i>
	<i>K153</i>	<i>3/8"</i>	<i>3/8" Quick Connect to Quick Connect</i>	<i>—</i>
	K160	5/16"	1/4" - 5/16" Quick Connect to Nylon	1
	K165	3/8" & 5/16"	3/8" - 5/16" Nylon to Nylon Reducer	1
	<i>K167</i>	<i>5/16" & 1/4"</i>	<i>5/16" - 1/4" Nylon to Nylon Reducer</i>	<i>—</i>
	K170	5/16"	5/16" GM Male to Rubber Hose	1
	K175	3/8"	3/8" GM Male to Rubber Hose	1
	K270	5/16"	5/16" GM Short	2
	K275	3/8"	3/8" GM Short	2
	<i>K305</i>	<i>5/16"</i>	<i>9/16" - 5/16" Male Spring Lock to Nylon</i>	<i>—</i>
	<i>K315</i>	<i>5/16"</i>	<i>7/16" - 5/16" Male Spring Lock to Nylon</i>	<i>—</i>
	<i>K310</i>	<i>5/16"</i>	<i>9/16" - 5/16" Female Spring Lock to Nylon</i>	<i>—</i>
	<i>K320</i>	<i>5/16"</i>	<i>7/16" - 5/16" Female Spring Lock to Nylon</i>	<i>—</i>
	<i>K325</i>	<i>5/16"</i>	<i>12 mm - 5/16" Banjo to Nylon</i>	<i>—</i>
	<i>K335</i>	<i>5/16"</i>	<i>14 mm - 5/16" Banjo to Nylon</i>	<i>—</i>
	<i>K330</i>	<i>5/16"</i>	<i>12 mm - 5/16" Banjo Bolt to Nylon</i>	<i>—</i>
	38180	3/8"	3/8" 180° GM Fuel Filter	1
	3890	3/8"	3/8" 90° Elbow	2
	51690	5/16"	5/16" 90° Elbow	2



Nylon Tubing

IMAGE	PART#	LINE SIZE	DESCRIPTION	QTY
	K003	1/4"	1/4" Nylon Tubing	25'
	<i>K00350</i>	<i>1/4"</i>	<i>1/4" Nylon Tubing</i>	<i>50'</i>
	<i>K003100</i>	<i>1/4"</i>	<i>1/4" Nylon Tubing</i>	<i>100'</i>
	K005	5/16"	5/16" Nylon Tubing	25'
	<i>K00550</i>	<i>5/16"</i>	<i>5/16" Nylon Tubing</i>	<i>50'</i>
	<i>K005100</i>	<i>5/16"</i>	<i>5/16" Nylon Tubing</i>	<i>100'</i>
	K010	3/8"	3/8" Nylon Tubing	25'
	<i>K01050</i>	<i>3/8"</i>	<i>3/8" Nylon Tubing</i>	<i>50'</i>
	<i>K010100</i>	<i>3/8"</i>	<i>3/8" Nylon Tubing</i>	<i>100'</i>
	<i>K405</i>	<i>1/2"</i>	<i>1/2" Nylon Tubing (Use for 1/2" & 12 mm repairs)</i>	<i>25'</i>





Unions

IMAGE	PART#	LINE SIZE	DESCRIPTION	QTY
	K050	5/16"	5/16" Nylon to Steel Compression	2
	K055	5/16"	5/16" Nylon to Nylon Compression	2
	K060	3/8"	3/8" Nylon to Steel Compression	2
	<i>K065</i>	<i>3/8"</i>	<i>3/8" Nylon to Nylon Compression</i>	<i>—</i>
	K250	1/4"	1/4" Nylon to Steel Compression	2
	K255	1/4"	1/4" Nylon to Nylon Compression	2
	<i>K430</i>	<i>1/2"</i>	<i>1/2" Nylon to Steel Compression</i>	<i>—</i>
	K057	5/16"	5/16" Nylon to Nylon Push-On	2
	K067	3/8"	3/8" Nylon to Nylon Push-On	2
	<i>K425</i>	<i>1/2"</i>	<i>1/2" Nylon to Nylon Push-On</i>	<i>—</i>

Clamps & Tubing Holders

IMAGE	PART#	LINE SIZE	DESCRIPTION	QTY
	<i>K2978</i>	<i>1/4"</i>	<i>1/4" 360° Seal Clamp</i>	<i>—</i>
	K2980	5/16"	5/16" 360° Seal Clamp	33
	K2982	3/8"	3/8" 360° Seal Clamp	28
	<i>K2984</i>	<i>1/2"</i>	<i>1/2" 360° Seal Clamp</i>	<i>—</i>
	<i>K6806</i>	<i>9/16"</i>	<i>9/16" 360° Seal Clamp</i>	<i>—</i>
	<i>K6807</i>	<i>11/16"</i>	<i>11/16" 360° Seal Clamp</i>	<i>—</i>
	<i>K6808</i>	<i>23/32"</i>	<i>23/32" 360° Seal Clamp</i>	<i>—</i>
	<i>K6810</i>	<i>3/4"</i>	<i>3/4" 360° Seal Clamp</i>	<i>—</i>
	<i>K6811</i>	<i>7/8"</i>	<i>7/8" 360° Seal Clamp</i>	<i>—</i>
	<i>K6812</i>	<i>15/16"</i>	<i>15/16" 360° Seal Clamp</i>	<i>—</i>
	TH38	3/8"	3/8" Nylon Tubing Holder	20
	TH516	5/16"	5/16" Nylon Tubing Holder	20

Tools & Accessories

IMAGE	PART#	LINE SIZE	DESCRIPTION	QTY
	14005	1/4" 5/16" 3/8"	Heat Shield Sleeve (protects line up to 1200°F)	3'
	CP01	1/4" 5/16" 3/8"	Clamp Pliers	1
	CP360	Up to 1" O.D.	360° Seal Clamp Pliers	—
	TC-1	1/4" 5/16" 3/8"	Tubing & Hose Cutter	1

1.800.390.3996 • phone: 330.745.3300 • fax: 330.745.3488 • www.surrauto.com

KP1500 BENEFITS AND FEATURES

COVERS UP TO
97%
OF REPAIRS

Whether You Want to Repair or Replace a Part,
S.U.R.&R. Fuel Line Kits Make it Simple!


Reduce Labor Time

- Average connection time: 5 minutes
- Reduce installation time by up to 75%

Save Money

- Typical OEM G.M. Fuel Line - \$85 to \$120
- S.U.R.&R. Fuel Line - \$25

Simple Repair



Simple Replacement



More KP1500 Advantages

- Designed for high pressure applications - all nylon lines hold up to 200 PSI
- Can be used with 10' of heat source at up to 200°F (1,200°F when used with heat sleeve PN# 14005)

1.800.390.3996 • phone: 330.745.3300 • fax: 330.745.3488 • www.surrauto.com