

Please read and save these instructions. Read carefully before attempting to assemble, install, operate or maintain the product described. Protect yourself and others by observing all safety information. Failure to comply with instructions could result in personal injury and/or property damage! Retain instructions for future reference.

Dayton® Air Curtain Cabinets

Description

Dayton Air Curtain Cabinets are designed to be used in combination with Dayton motor/ blower assemblies 6E815B thru 6E821B.

Figure 1 - Dimensions

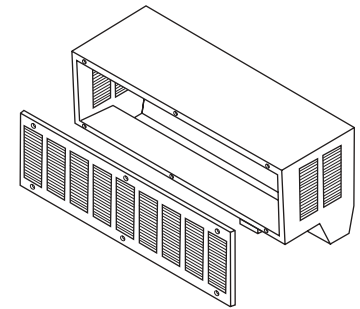
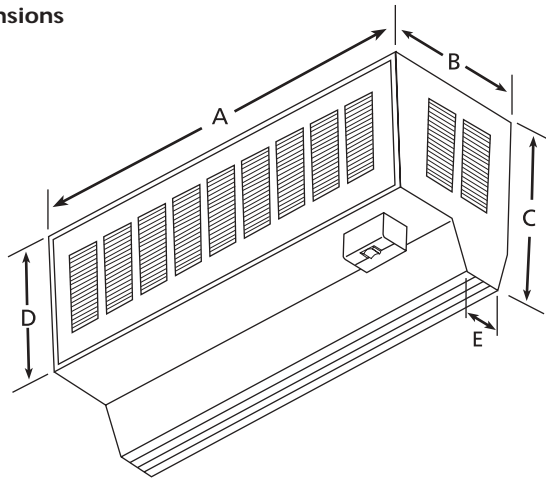


Figure 2 - Removing Air Intake Grille

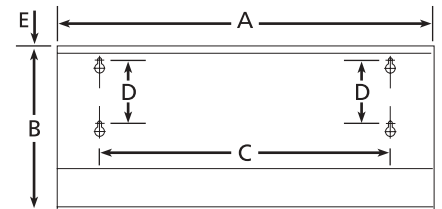


Figure 3 - Mounting location

Dimensions

Model	Dimensions				
	A	B	C	D	E
6E822B	60"	13"	15 ³ / ₄ "	11 ⁷ / ₈ "	3 ¹ / ₄ "
6E823B	48	13	15 ³ / ₄	11 ⁷ / ₈	3 ¹ / ₄
6E824B	42	13	15 ³ / ₄	11 ⁷ / ₈	3 ¹ / ₄
6E825B	38	13	15 ³ / ₄	11 ⁷ / ₈	3 ¹ / ₄
6E826B	36	13	15 ³ / ₄	11 ⁷ / ₈	3 ¹ / ₄
4YN98B	36	13	15 ³ / ₄	11 ⁷ / ₈	3 ¹ / ₄
4YN99B	48	13	15 ³ / ₄	11 ⁷ / ₈	3 ¹ / ₄

Model	Dimensions				
	A	B	C	D	E
6E822B	60"	15 ³ / ₄ "	39 ⁷ / ₈ "	6"	1 ³ / ₈ "
6E823B	48	15 ³ / ₄	38	6	1 ³ / ₈
6E824B	42	15 ³ / ₄	33 ⁷ / ₈	6	1 ³ / ₈
6E825B	38	15 ³ / ₄	30	6	1 ³ / ₈
6E826B	36	15 ³ / ₄	27 ⁷ / ₈	6	1 ³ / ₈
4YN98B	36	15 ³ / ₄	27 ⁷ / ₈	6	1 ³ / ₈
4YN99B	48	15 ³ / ₄	38	6	1 ³ / ₈

Unpacking

- Place packaged unit on floor with arrows pointing up.
- Remove staples from top of carton and fold back sides.
- Styrofoam end packs are in two pieces, remove top end pack pieces, and lift cabinet carefully from the carton and place on a workbench.

CAUTION Do NOT lift air curtain by its louver, or damage may result.

- Unscrew the front air intake grill fixing screws and remove the grill (See figure 2).
- Unscrew two (2) wing nuts at base of cabinet.

NOTE: After unpacking, inspect unit carefully for damage that may have occurred during transit. Check for missing or damaged parts.

Installation

NOTE: The installation should comply with the local building code.

- Determine exact mounting location. (See figure 3).
- Drill holes to attach mounting hardware (not included).

IMPORTANT: The hardware and supporting structure must be able to support a minimum load of 150 lbs.

- Mount cabinet to wall and securely tighten hardware to support structure.

NOTE: Switch wire and selector switch is supplied and is pre factory connected.

For Repair Parts, call 1-800-323-0620

24 hours a day – 365 days a year

Please provide following information:

- Model number
- Serial number (if any)
- Part description and number as shown in parts list

Address parts correspondence to:

Grainger Parts
 P.O. Box 3074
 1657 Shermer Road
 Northbrook, IL 60065-3074 U.S.A.

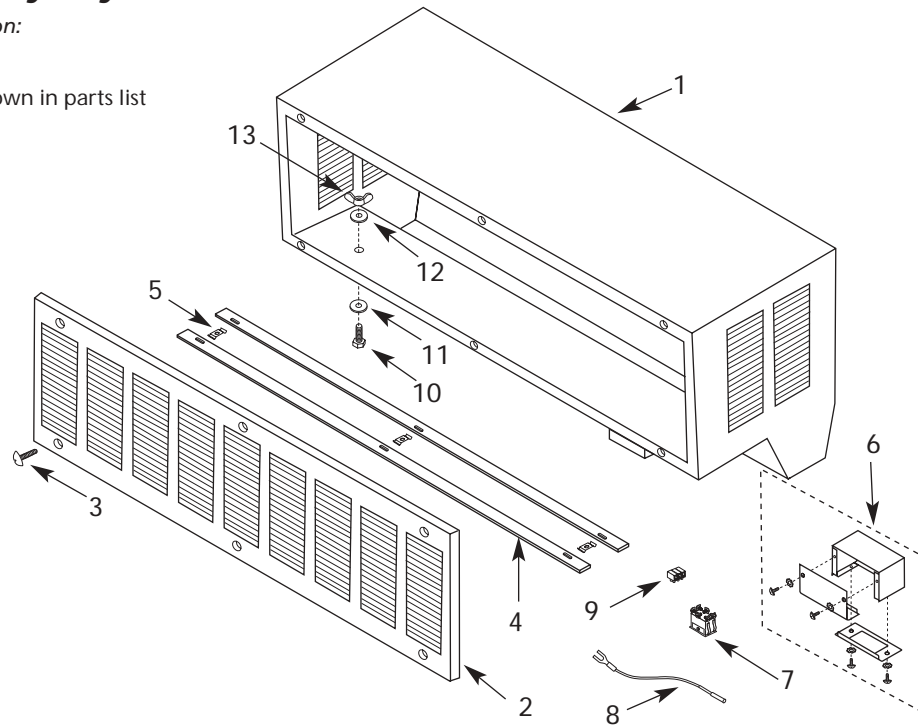


Figure 4 – Repair Parts Illustration for Air Curtain Cabinets

Repair Parts List for Air Curtain Cabinets

Ref. No.	Description	Part Number for Models:							Qty.
		6E822B	6E823B	6E824B	6E825B	6E826B	4YN98B	4YN99B	
1	Cabinet box assembly	ACAB60	ACAB48	ACAB42	ACAB38	ACAB36	SCAB36	SCAB48	1
2	Cabinet intake grill	AG60	AG48	AG42	AG38	AG36	SG36	SG48	1
3	Cabinet intake screw	*	*	*	*	*	*	*	(**)
4	Cabinet louver Kit	AL60	AL48	AL42	AL38	AL36	SL36	SL48	2
5	Louver support	LS	LS	LS	LS	LS	LS	LS	(***)
6	Switch box ass'y	ASBA	ASBA	ASBA	ASBA	ASBA	SSBA	SSBA	1
7	Rocker switch	RSW20	RSW20	RSW20	RSW20	RSW20	RSW20	RSW20	1
8	Switch wire AWG18	SW18/42-60	SW18/42-60	SW18/42-60	SW18/36-38	SW18/36-38	SW18/36-38	SW18/42-60	1
9	Terminal	TER3P	TER3P	TER3P	TER3P	TER3P	TER3P	TER3P	1
10	Blower base bolt	*	*	*	*	*	*	*	2
11	Blower base nut	*	*	*	*	*	*	*	2
12	Blower base flat washer	*	*	*	*	*	*	*	2
13	Blower base wing nut	*	*	*	*	*	*	*	2

(*) Standard hardware item, available locally

(**) 6 each–36, 38 and 42", 8 each–48 and 60"

(***) 3 each–36, 38, 42 and 48", 4 each–60"

Dayton® Air Curtain Cabinets

LIMITED WARRANTY

DAYTON ONE-YEAR LIMITED WARRANTY. Dayton® Air Curtain Cabinets, Models covered in this manual, are warranted by Dayton Electric Mfg. Co. (Dayton) to the original user against defects in workmanship or materials under normal use for one year after date of purchase. Any part which is determined to be defective in material or workmanship and returned to an authorized service location, as Dayton designates, shipping costs prepaid, will be, as the exclusive remedy, repaired or replaced at Dayton's option. For limited warranty claim procedures, see PROMPT DISPOSITION below. This limited warranty gives purchasers specific legal rights which vary from jurisdiction to jurisdiction.

LIMITATION OF LIABILITY. To the extent allowable under applicable law, Dayton's liability for consequential and incidental damages is expressly disclaimed. Dayton's liability in all events is limited to and shall not exceed the purchase price paid.

WARRANTY DISCLAIMER. Dayton has made a diligent effort to provide product information and illustrate the products in this literature accurately; however, such information and illustrations are for the sole purpose of identification, and do not express or imply a warranty that the products are MERCHANTABLE, or FIT FOR A PARTICULAR PURPOSE, or that the products will necessarily conform to the illustrations or descriptions. Except as provided below, no warranty or affirmation of fact, expressed or implied, other than as stated in the "LIMITED WARRANTY" above is made or authorized by Dayton.

PRODUCT SUITABILITY. Many jurisdictions have codes and regulations governing sales, construction, installation, and/or use of products for certain purposes, which may vary from those in neighboring areas. While Dayton attempts to assure that its products comply with such codes, it cannot guarantee compliance, and cannot be responsible for how the product is installed or used. Before purchase and use of a product, review the product applications, and all applicable national and local codes and regulations, and be sure that the product, installation, and use will comply with them.

Certain aspects of disclaimers are not applicable to consumer products; e.g., (a) some jurisdictions do not allow the exclusion or limitation of incidental or consequential damages, so the above limitation or exclusion may not apply to you; (b) also, some jurisdictions do not allow a limitation on how long an implied warranty lasts, consequently the above limitation may not apply to you; and (c) by law, during the period of this Limited Warranty, any implied warranties of implied merchantability or fitness for a particular purpose applicable to consumer products purchased by consumers, may not be excluded or otherwise disclaimed.

PROMPT DISPOSITION. Dayton will make a good faith effort for prompt correction or other adjustment with respect to any product which proves to be defective within limited warranty. For any product believed to be defective within limited warranty, first write or call dealer from whom the product was purchased. Dealer will give additional directions. If unable to resolve satisfactorily, write to Dayton at address below, giving dealer's name, address, date, and number of dealer's invoice, and describing the nature of the defect. Title and risk of loss pass to buyer on delivery to common carrier. If product was damaged in transit to you, file claim with carrier.

Manufactured for Dayton Electric Mfg. Co., 5959 W. Howard St., Niles, Illinois 60714 U.S.A.