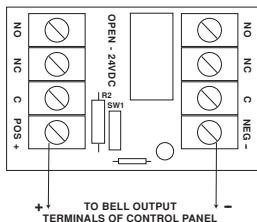


Specifications:

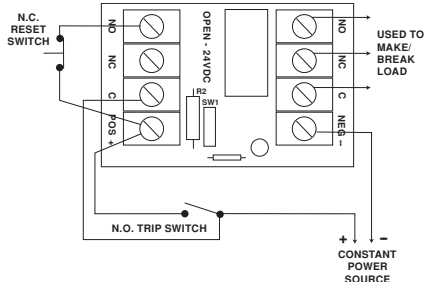
- 12VDC or 24VDC selectable operation.
- Open SW1 for 24VDC operation.
- Close SW1 for 12VDC operation.
- Current draws: 75mA.
- 5A/220VAC or 28VDC DPDT contacts.
- Snap track mountable (order part # ST1).

Board dimensions (approximate): 2.75" L x 2" W x 1" H

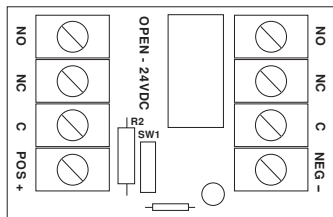
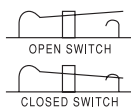
Dry Contacts



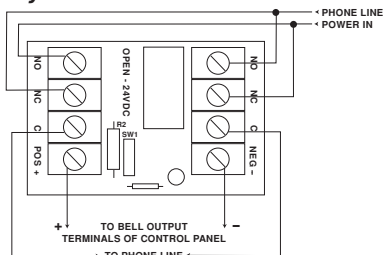
Latching Dry Contacts



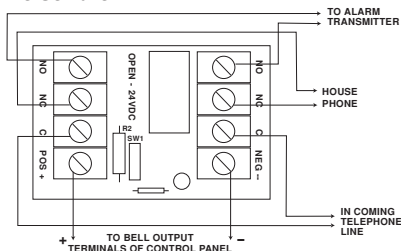
SW1 Clip Switch



Polarity Reversal



Line Seizure



Altronix is not responsible for any typographical errors. Product specifications are subject to change without notice.