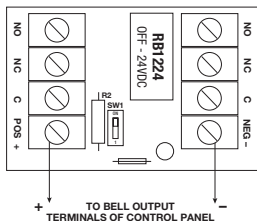


## Specifications:

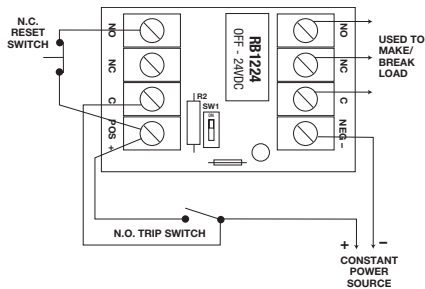
- 12VDC or 24VDC selectable operation.
- Turn SW1 OFF for 24VDC operation.
- Turn SW1 ON for 12VDC operation.
- Current draws: 75mA.
- 5A/220VAC or 28VDC DPDT contacts.
- Snap track mountable (order part # ST1).

Board dimensions (approximate): 2.75" L x 2" W x 1" H

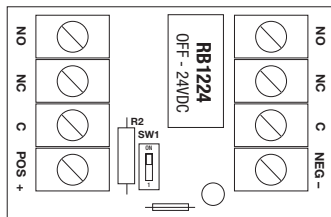
## Dry Contacts



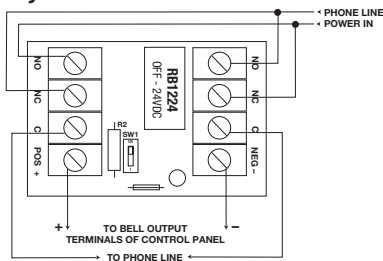
## Latching Dry Contacts



## SW1 DIP Switch



## Polarity Reversal



## Line Seizure

Altronix is not responsible for any typographical errors. Product specifications are subject to change without notice.