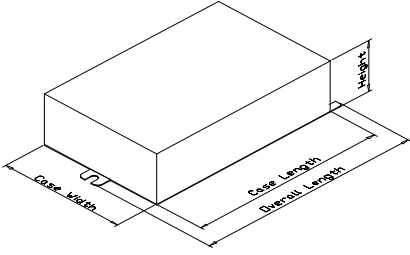
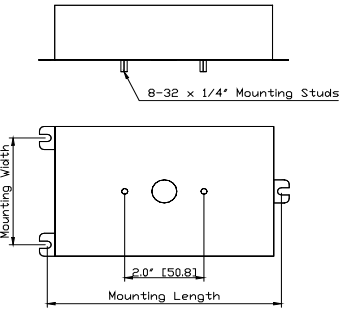
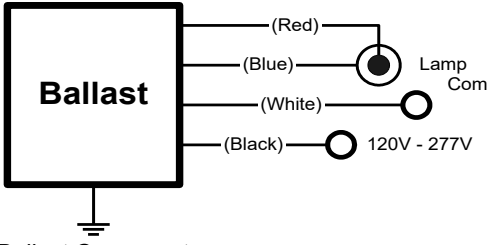
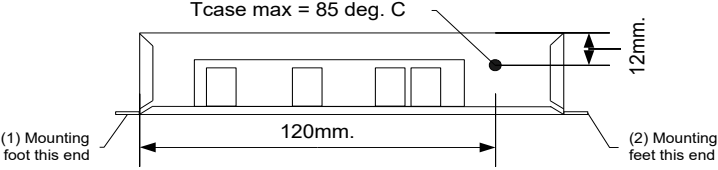



Electrical Specifications at 120-277V

DIMENSIONS AND DATA																
Lamp		Input Volts	Catalog Number*	Line Current (Amps)	Input Power (Watts)	Min Power Factor	Wiring Diag	Fig.	Weight (lb)	Max. Distance to Lamp (ft)						
Number	Watts															
150 Watt Lamp, ANSI Code C102/M102 or C142/M142 Minimum Starting Temp -20°C/-4°F																
1	150	120 277	IMH-150-H-XXX	1.4 0.6	165 161	1	3	H	1.9	5						
 							 <p>Ballast Case must be Grounded</p> <p>Wiring Diagram 3</p>									
Case Figure	Overall Length	Case Length	Case Width	Height	Mount Length	Mounting Width										
H	161mm [6.3"]	144mm [5.7"]	92mm [3.6"]	38mm [1.5"]	152mm [6.0"]	73mm [2.9"]										
 <p>Tcase max = 85 deg. C</p> <p>12mm.</p> <p>(1) Mounting foot this end</p> <p>(2) Mounting feet this end</p> <p>Case Temperature Measurement Location</p>							 <p>EISA Compliant</p>									
<p>INSTALLATION & APPLICATION NOTES:</p> <ol style="list-style-type: none"> Maximum allowable case temperature is 85°C. See figure above for measurement location Ignition pulse is 4 kV max All leads are 12 inches long Ballast output will shutdown after 20 minutes if lamp fails to ignite Power must be cycled off – then on, after replacing lamp Connect the red lead to the center terminal of the lamp when using screw base lamps 							<p>*Ordering Information</p> <table border="1"> <thead> <tr> <th>Order Suffix</th> <th>Description</th> </tr> </thead> <tbody> <tr> <td>-LF</td> <td>Ballast with side exit leads and mounting feet</td> </tr> <tr> <td>-BLS</td> <td>Ballast with bottom exit leads and mounting studs</td> </tr> </tbody> </table>				Order Suffix	Description	-LF	Ballast with side exit leads and mounting feet	-BLS	Ballast with bottom exit leads and mounting studs
Order Suffix	Description															
-LF	Ballast with side exit leads and mounting feet															
-BLS	Ballast with bottom exit leads and mounting studs															
<p>Data is based on tests performed by Philips Advance in a controlled environment and is representative of relative performance. Actual performance can vary depending on operating conditions. Specifications are subject to change without notice. All specifications are nominal unless otherwise noted.</p>																

The information presented in this document is not intended as any commercial offer and does not form part of any quotation or contract.

