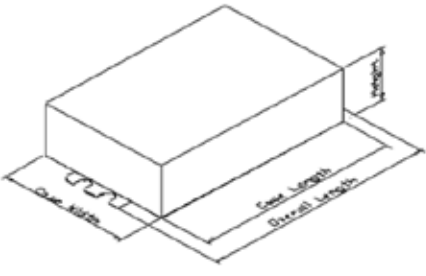
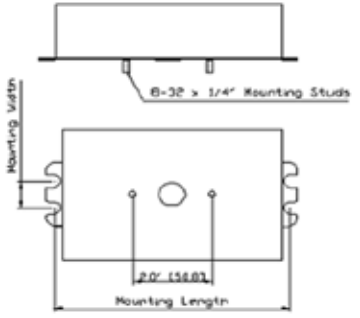
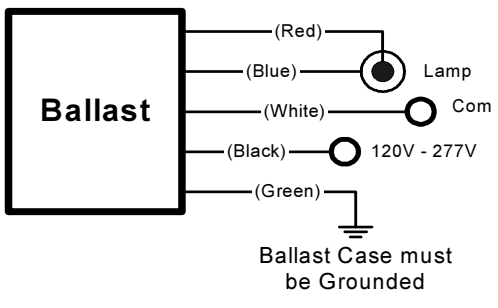




Electrical Specifications at 120-277V

| DIMENSIONS AND DATA | | | | | | | | | | |
|-----------------------------------------------------------------------------------------------------------------------------------------------------------------------------------------------------------------------------------------------------------------------------------------------------------------------------------------------------------------------------------------------------------------|---------------------------------------------------|-----------------|-----------------|---------------------|---------------------|------------------|----------------------------------------------------------------------------------------------------------------------------------------|-------------|-------------|----------------------------|
| Lamp | | Input Volts | Catalog Number* | Line Current (Amps) | Input Power (Watts) | Min Power Factor | Wiring Diag | Fig. | Weight (lb) | Max. Distance to Lamp (ft) |
| Number | Watts | | | | | | | | | |
| 70W Watt Lamp, ANSI Code C98/M98, C139/M139 or M143 Minimum Starting Temp -20°C/-4°F | | | | | | | | | | |
| 1 | 70 | 120 277 | IMH-70-D-XXX | 0.66 0.28 | 79 76 | 0.9 | 3 | D | 1.5 | 3 |
|   | | | | | | |  <p style="text-align: center;">Wiring Diagram 3</p> | | | |
| Case Figure | Overall Length | Case Length | Case Width | Height | Mountin Length | Mounting Width | | | | |
| D | 128mm [5.0"] | 108mm [4.3"] | 77mm [3.0"] | 38mm [1.5"] | 118mm [4.6"] | 19mm [0.7"] | | | | |
|  <p style="text-align: center;">Case Temperature Measurement Location</p> | | | | | | |  | | | |
| INSTALLATION & APPLICATION NOTES: <ol style="list-style-type: none"> Maximum allowable case temperature is 85°C. See figure above for measurement location Ignition pulse is 4 kV max All leads are 12 inches long Ballast output will shutdown after 20 minutes if lamp fails to ignite Power must be cycled off – then on, after replacing lamp | | | | | | | *Ordering Information | | | |
| | | | | | | | Order Suffix | Description | | |
| -LF | Ballast with side exit leads and mounting feet | | | | | | | | | |
| -BLS | Ballast with bottom exit leads and mounting studs | | | | | | | | | |
| <p>Data is based on tests performed by Philips Advance in a controlled environment and is representative of relative performance. Actual performance can vary depending on operating conditions. Specifications are subject to change without notice. All specifications are nominal unless otherwise noted.</p> | | | | | | | | | | |

The information presented in this document is not intended as any commercial offer and does not form part of any quotation or contract.

