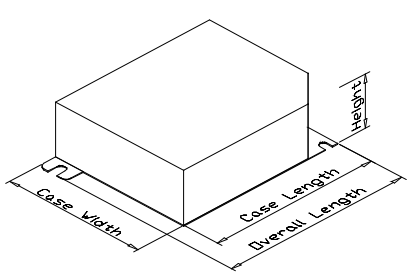
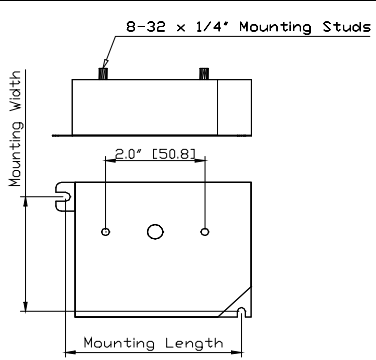
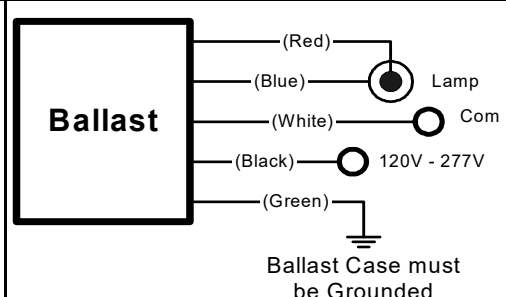
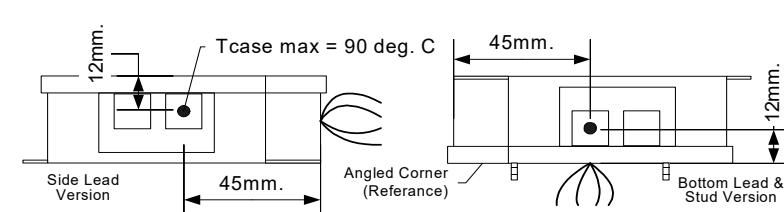



Electrical Specifications at 120-277V

DIMENSIONS AND DATA																
Lamp		Input Volts	Catalog Number*	Line Current (Amps)	Input Power (Watts)	Min Power Factor	Wiring Diag	Fig.	Weight (lb)	Max. Distance to Lamp (ft)						
Number	Watts															
70W Watt Lamp, ANSI Code C98/M98, C139/M139 or M143 Minimum Starting Temp -20°C/-4°F																
1	70	120 277	IMH-70-G-XXX	0.66 0.28	79 76	0.9	3	G	0.9	3						
 							 <p style="text-align: center;">Wiring Diagram 3</p>									
Case Figure	Overall Length	Case Length	Case Width	Height	Mounting Length	Mounting Width										
G	97mm [3.8"]	90mm [3.5"]	77mm [3.0"]	31 mm [1.2"]	87mm [3.4"]	67mm [2.6"]										
 <p style="text-align: center;">Case Temperature Measurement Location</p>																
INSTALLATION & APPLICATION NOTES: <ol style="list-style-type: none"> Maximum allowable case temperature is 90°C. See figure above for measurement location Ignition pulse is 4 kV max All leads are 9 inches long Ballast output will shutdown after 20 minutes if lamp fails to ignite Power must be cycled off – then on, after replacing lamp Connect the red lead to the center terminals of the lamp when using screw base lamps 							<p style="text-align: center;">*Ordering Information</p> <table border="1"> <thead> <tr> <th>Order Suffix</th> <th>Description</th> </tr> </thead> <tbody> <tr> <td>-LF</td> <td>Ballast with side exit leads and mounting feet</td> </tr> <tr> <td>-BLS</td> <td>Ballast with bottom exit leads and mounting studs</td> </tr> </tbody> </table>				Order Suffix	Description	-LF	Ballast with side exit leads and mounting feet	-BLS	Ballast with bottom exit leads and mounting studs
Order Suffix	Description															
-LF	Ballast with side exit leads and mounting feet															
-BLS	Ballast with bottom exit leads and mounting studs															
<p>Data is based on tests performed by Philips Advance in a controlled environment and is representative of relative performance. Actual performance can vary depending on operating conditions. Specifications are subject to change without notice. All specifications are nominal unless otherwise noted.</p>																

The information presented in this document is not intended as any commercial offer and does not form part of any quotation or contract.

