



Tamper-Resistant Ground Fault Circuit Interrupter

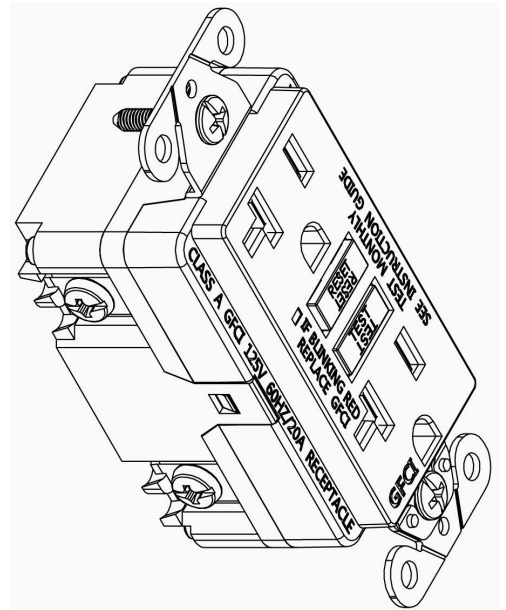
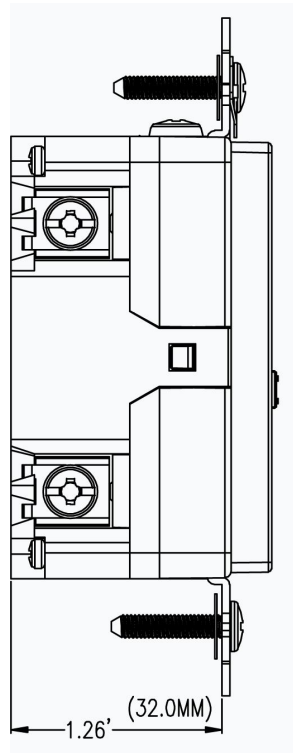
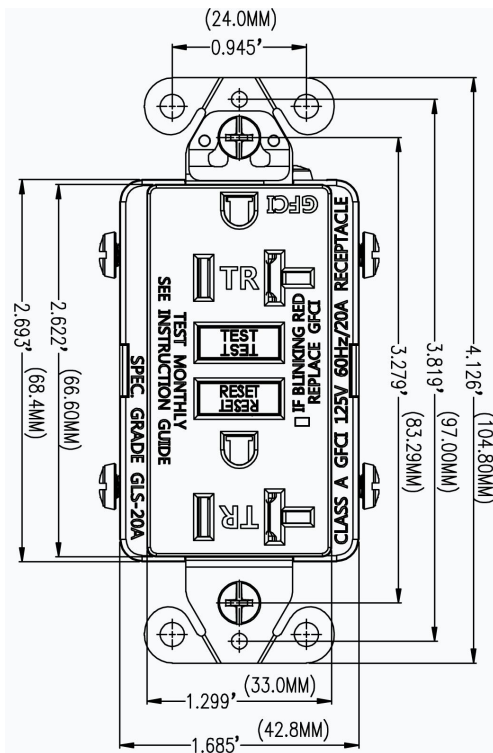
1. Basic info



2017 Version Standard GFCI Receptacle, 20A, 125V/60HZ,
Meet UL943, UL498, Prevents line-load reversal miswire,
Automatic end of life detection, Self-test, cETLus approved

Rate	Item No	Color
20A - 125VAC NEMA 5-20R	62175	White
20A - 125VAC NEMA 5-20R	62176	Ivory

2. Outline view





SPECIFICATION SHEET OF PRODUCTS

3.Features

- ◆ Complies with UL Standard 943(GFCI) and 498(reptacle)
- ◆ Eight back-wire holes-two for each Line and Load terminal
- ◆ Constructed with impact-resistant thermoplastic cover and body
- ◆ Shallow 1-1/8 body provides extra wallbox room
- ◆ Trip at 5mA threshold,meets or exceeds UL requirements for trip time
- ◆ Trip in 0.025 seconds for 240 mA fault
- ◆ Electro-mechanical circuit interrupter is double-pole and trip-free(GFCI protection cannot be overridden by holding reset button)
- ◆ Built-in transient suppression protects GFCI's internal circuitry from voltage transients
- ◆ Slimmer design
- ◆ Feed-through ready
- ◆ Silver-alloy contacts
- ◆ Temperature tolerance range: -35°C to 66°C
- ◆ Test instructions and 16-year monthly test record hang-tag provided to allow conformance with UL-recommended monthly testing
- ◆ Dual-slot terminal and installation screws accept both Phillips and standard driver heads
- ◆ 100% fully-tested before shipping
- ◆ Supplied with wallplates
- ◆ Backed by a Limited Two-Year Warranty

4.Performance Specifications

Electrical	
Dielectric Voltage withstand :	Tested to 2000V(live components to ground).
Optimum Voltage Range :	102V to 132V AC 60HZ.
Current Rating :	20 Amps at receptacle, 20 Amps feed-through.
Mechanical	
Terminal Identification :	Terminals identified in accordance with UL 498(brass,silver-color & green).
Terminal accomodation :	#14 gage through #12 gage copper and copper-clad conductors.
Product Indentification :	Ratings are a permanent part of device housing.Each product contains a ETL label.
Enviromental	
Flammability :	Rated V2
Operating Temperature :	-35°C to 66°C



SPECIFICATION SHEET OF PRODUCTS

5. Testing and Code Compliance

(1)	GFCI'S are cETLus Listed, File # 4008942. In addition to UL498,ANSI C73 and NEMA WD-1 requirements for duplex receptacles, these GFCI's meet requirements of UL 943 tests,which include(in part) Override Prevention, Leakage Current, Resistance to False Tripping, Operation under "Adverse" or High-Resistance Conditions,Load/No Load Variation,Operating Temperature,Resistance to Overload and Motor-Start Tripping,Low-Resistance Ground Fault Tripping Time,2,000Ampere Ground Fault,2,000-Ampere Short Circuit,3,000-Cycle Operational and 3000-Cycle Supervisory-Circuit Endurance. The Faith GFCI must withstand a 120 ampere surge load and a chattering relay-noise load without tripping.
(2)	In addition to UL 943 Standard procedures, there are 12 exclusive tests to every GFCI receptacle,rather than to a sampling of devices.This is to help ensure flawless performance.These tests include: Short Circuit,Continuity,Leakage/Hot Strap,Trip Level between 4.0-6.0 mA.Indicator Light,Test Button,Line/Load-Phase/Neutral Reversal,Trip Time,Ground Neutral Fault,Noise-Surge Test.
(3)	Each GFCI carries an individual Inspection label indicating serial number,plant location,date of inspection and date of manufacture.
Warning: These devices are not to be used,directly or indirectly,with life-support apparatus or associated circuitry.	