



Smooth

Ribbed

BLT Series Configurable

Industry's Best Center Basket Troffer. **PERIOD.**

The BLT Series by Lithonia Lighting® is what you've come to expect from the leader in lighting. With its endless options and configurations, BLT provides the versatility you need at a value that can't be beat. BLT matches seamlessly with the rest of the BL Family to give you a consistent look and performance throughout your entire building or campus.

- **Provide the right amount of light for almost any space** – Lumen packages ranging from 1,500 to 12,000 lumens
- **Maximize energy savings** – 150+ lumens per watt
- **Flicker-free dimming** – eLdoLED® 1% drivers
- **Choose how you control** – Control an entire campus or a single room with wired or wireless technology
- **Maximum rebate opportunities** – DLC Standard and Premium listed on most configurations

Configurability like no other.

4 Diffuser Styles

9 Sizes

15 Lumen Packages

Diffuser Styles



Curved Ribbed



Curved Smooth





Square Ribbed




Square Smooth

Reflector Options



Ribbed
Softens glare for an improved aesthetic

Smooth
Provides a clean and versatile look



nLight® Networked Lighting Controls

Wired



nLight wired is the “plug n’ play” controls solution for you. Take your space to the next level with features such as occupancy sensing, daylight harvesting, and even color tuning through nTune™.



Wireless



nLight AIR provides wireless controllability to your fixtures to dramatically reduce installation costs. Simply pair your nLight AIR enabled fixtures and devices with the CLAIRITY™ Pro app and you are ready to go.




Sensor Switch JOT

Single Room Control



The Sensor Switch JOT enabled solution provides a wireless, app-free approach to single room lighting control. Absolutely no 0-10V control wires and no mobile apps are needed to install and pair JOT enabled products, allowing for lightning speed installation right out of the box.



Complete Outfit

BLT is at the heart of the BL Family which includes the BLWP surface/suspended linear, the Contractor Select™ BLC center basket troffer, the BLTX surface mount troffer, the BLTBA bottom access troffer, and the BLTR relight assembly. Check out the family at <https://www.acuitybrands.com/products/family/bl-family>