

SLK24

2'X4' LED TROFFER RETROFIT KIT

DATE:	LOCATION:
TYPE:	PROJECT:
CATALOG #:	

FEATURES

- Contemporary style LED retrofit for existing 2x4 prismatic or parabolic troffers with depth 3-1/8" or greater
- 83 CRI standard or optional 90 CRI for color sensitive applications
- Fully integrated hinged door assembly allows for easy installation and rapid troffer conversion
- Reduces job site waste by reusing existing fixture housing
- High efficiency acrylic center lens features linear prisms for high performance without pixelation
- Optional architecturally styled integration of daylight and occupancy sensor(s)



CONTROL TECHNOLOGY



RELATED PRODUCTS

[SLK22](#)

SPECIFICATIONS

CONSTRUCTION

- Retrofit kit reflectors, ends, frame and rails are manufactured from die formed code gauge cold rolled steel
- High transmission extruded acrylic features linear prisms with custom frost for high efficacy and reduced pixelation
- All reflective surfaces are finished after fabrication with unique formula high reflectivity matte white paint for soft, uniform indirect illumination
- Minimum dimensional requirements are listed on page 6. Columbia Lighting recommends a trial installation prior to ordering project quantities
- SLK retrofit kits are designed to fit into most parabolic and lensed troffers with a housing depth of 3 1/8" or greater
- This product is not suitable for air handling units

OPTICS

- Removable lens for easy access to LED module and electrical components

INSTALLATION

- Mounting rails and hardware are furnished with each luminaire for easy installation
- Fixture can be hinged from either side for easy access to LED components and electrical components

ELECTRICAL

- Maintains insulation contact (IC) rating of existing fixture; note that IC label is void if product is installed on site with a combination of both step-dimming (ESD) driver plus through wiring

CONTROLS

- Optional SpectraSync™ offers two modes of Tunable White solutions and integrates seamlessly into a variety of control systems
- NX Distributed Intelligence™ provides options for standalone and networked integrated sensor with wired or wireless connectivity for NX system deployments

CERTIFICATIONS

- All luminaires are built to UL 1598 and 2108 standards, and bear appropriate CSA labels
- Damp location label standard
- Emergency-equipped fixtures are Dry Location unless specified
- CSA certified to UL 924 standards with battery pack or DTS (Dimming Bypass Module) options
- Adheres to LM79, LM80, and TM21 industry standards for photometrics and lifetime calculations

CERTIFICATIONS (CONTINUED)

- DLC® (DesignLights Consortium) Qualified, with some Premium Qualified configurations. Please refer to the DLC website for specific product qualifications at www.designlights.org
- NX is available in U.S., Canada and Mexico. For other locations consult factory
- The DTS, Dimming Bypass Module, is for emergency circuit control loads including sensors and wireless systems CSA certified to UL 924. See page 7 for wiring diagram. [Link to Dimming Bypass Module Specification sheet](#)
- This product qualifies as a "designated country construction material" per FAR 52.225-11 Buy American-Construction Materials under Trade Agreements effective 06/01/2020. [See Buy American Solutions](#)

WARRANTY

- 5 year warranty
- See [HLI Standard Warranty](#) for additional information

KEY DATA	
Lumen Range	2341-6200
Wattage Range	19-44
Efficacy Range (LPW)	112-141
Reported Life (Hours)	L80/60,000

SLK24



2'X4' LED TROFFER RETROFIT KIT

DATE: _____ LOCATION: _____
 TYPE: _____ PROJECT: _____
 CATALOG #: _____

ORDERING GUIDE

Example: SLK24-35HL-EDU

CATALOG # _____

SLK24												
Model	CRI	Color Temp		Delivered Lumens ³		Shielding		Driver		Voltage		
SLK24 2'x4' LED Troffer Conversion Kit	Blank	>80	30	3000K	XW	2341-2732		Blank  R 	E	Fixed Output ⁸	U 120-277 347 347	
		9	90 ¹	35	3500K	XWHE	2458-2754		ED	0-10V Dimming		
			40	4000K	VW	3124-3558			ED1	0-10V 1% Dimming		
			50	5000K	VWHE	3279-3770			EDD	0-10V Dim-to-Dark ⁸		
			2750T	2700K-5000K SpectraSync™ Tunable White ²		MW	3363-3744		ESD	Step Dimming ^{4,5,8}		
			2765T	2700K-6500K SpectraSync™ Tunable White ²		MWHE	3660-4234		LUTH	Hi-lume 1% EcoSystem LED driver with Soft-on, Fade-to-Black dimming technology ^{4,5,8}		
					LW	4268-4860			LUT5	5-Series EcoSystem LED driver ^{4,5,8}		
					ML	4771-5434			DALIP	DALI Power Bus ⁶		
					HL	5443-6200						

Options
ELL14 Emergency Battery Pack Installed, 1400 Lumens ⁵
DTS Dimming Bypass Module ⁷

Control Options
NX Standalone
NXS NX, PIR BT Occupancy/Daylight Sensor, Slide Mount ^{5,8,9,10,11}
Third-Party Control Options
ODPG Occupancy and Daylight Sensors w/ Grouping, Philips SNS200 ^{5,12,14}
LVS Lutron Vive Wireless DFCSJ-OEM-OCC In-Fixture Control with Daylight and Occupancy Sensing ^{12,13,14}
LVR Lutron Vive Wireless DFCSJ-OEM-RF In-Fixture Control (RF only) ^{12,13,14}
ZRE ZRE ControlScope® compatible ^{14,15}

- Notes:
- Not available with HE lumen output
 - Available with ED driver and 80 CRI only, N/A with HE lumen outputs
 - High efficacy versions designated with "HE"
 - Limitations apply based on lumen packages (see Driver Table)
 - Not available in 347V
 - DALIP only available when LVS, LVR or ODPG control options are selected
 - For emergency circuit control loads including sensors and wireless systems CSA certified to UL 924. Only available with 0-10V drivers. Universal voltage only. See page 7 for wiring diagram

- NX In-Fixture Control Options:**
- NX is available with ED and ED1 drivers only
 - Not available with ESD Step Dimming
 - Only available with 0-10V Dimming (ED) Driver Option
 - NX controls can only be used with NX Sensor options
- Third-Party Control Options:**
- LVS, LVR and ODPG only available with DALIP driver option
 - VIVE is a trademark of Lutron Electronics Co., Inc
 - Not available with SpectraSync (2750T or 2765T)
 - Registered trademark of Daintree Networks, used by permission
- For questions about configuration options, contact Hubbell Representative

PRODUCT EXCEPTIONS & DETAILS

Options listed below are available for the outputs as shown.

	XW	XWHE	VW	VWHE	MW	MWHE	LW	ML	HL
E	X	X	X	X	X	X	X	X	X
ED	X	X	X	X	X	X	X	X	X
ED1	X	X	X	X	X	X	X	X	X
EDD			X		X		X	X	X
ESD					X	X	X	X	X
LUT5	X		X		X		X	X	X
LUTH	X		X		X		X	X	X
DALIP			X	X	X	X	X	X	X
347	X		X		X		X	X	X

SLK24

2'X4' LED TROFFER RETROFIT KIT

DATE:	LOCATION:
TYPE:	PROJECT:
CATALOG #:	

CONTROLS

NX Distributed Intelligence™ Lighting Controls:

Supports both indoor and outdoor applications in a variety of deployment options- wired, wireless, hybrid. Integrates with and enables a wide array of luminaires including those with SpectraSync™ Color Tuning Technology.



NX INTEGRATED CONTROLS REFERENCE									
NX Option	Sensor	Networkable	Scheduling	Occupancy	Daylight Harvesting	0-10V Dimming	On/off Control	Bluetooth® App Programming	
NX Standalone									
NXS	NXSMP-SMI	No	Yes	Yes	Yes	Yes	Yes	Yes	

Philips EasySense Controls ODPG Sensor:



- Occupancy sensing, daylight harvesting, task tuning and grouping in one device
- Standalone control or grouping to wireless switches¹
- Uses Philips field apps for on site commissioning^{2,3}
- Ability to create scenes for various room configurations
- Cost-effective solution for energy-savings and code-compliance strategies
- DLC® Qualified: Listed on the GPL for Networked Lighting Controls. Please refer to the DLC website for specific product qualifications at www.designlights.org

1 Wireless switches only compatible with ODPG Philips EasySense
 2 [See link to Philips commissioning](#)
 3 Requires android device or IR dongle. See links for [phone compatibility](#) and [IR dongle](#)

Wireless Switch Accessories¹

- [PESR-WH](#) EasySense compatible wireless single rocker switch, white
- [PEDR-WH](#) EasySense compatible wireless dual rocker switch, white



CONTROLS (CONTINUED)

SpectraSync™ Color Tuning Technology:

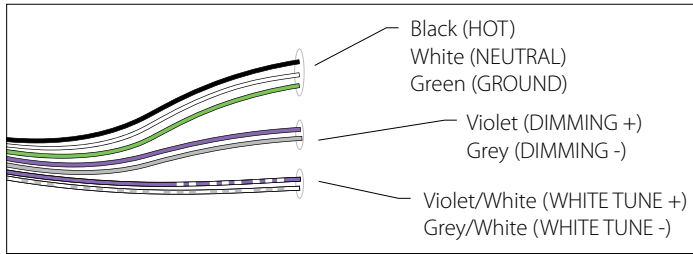
Control your space based on the needs of the application, specific activities throughout the day and preferences of the occupants with distinct SpectraSync™ Color Tuning Technologies.



SPECTRASYNC COLOR TUNING TECHNOLOGY		
Mode	Kelvin Range	Description
Tunable White	2700K–5000K 2700K–6500K	Offers users the ability to tailor CCT to their personal preference, enhancing task visibility, material and colors or the aesthetics of the space

SpectraSync Tunable White

Available in two options: 2750T (2700K–5000K) or 2765T (2700K–6500K). Requires two 0–10V controllers, one for intensity and one for CCT. Minimum 5% dimming.

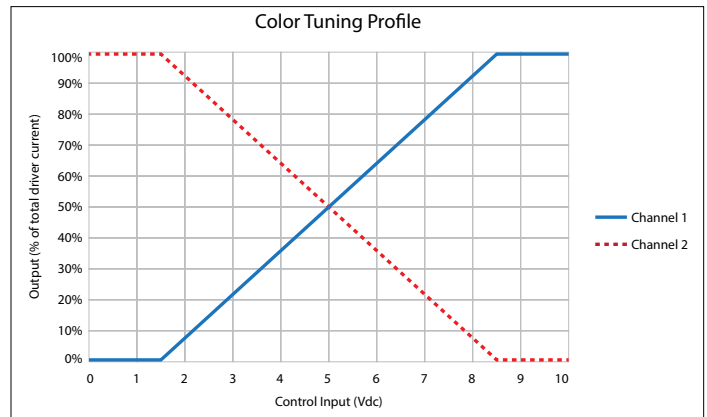


SpectraSync Tunable White luminaires are provided with two 0–10V circuits. The violet and grey circuit is for wiring to any qualified 0–10V controller for dimming. The violet/white and grey/white circuit is for wiring to any qualified 0–10V controller for Tunable White CCT control.

Controller Manufacturer Data

SpectraSync Tunable White was designed to be used with sinking style dimmers (provided by others) and is compatible with:

- Hubbell Control Solutions (HCS): NX Distributed Intelligence™ Room Controllers (NXRC) and In-fixture Controllers (NXFM)
- Lutron: DDTV, DVSTV, and NFTV dimmers
- Wattstopper: ADF120277 and CD4BL (Titan) dimmers



To enable scheduling and for use with NX wall control preset stations please refer to Hubbell Control Solutions NX SpectraSync technical sheet.

DELIVERED LUMENS, SPECTRASYNC™



Shielding	Lumen Output	Watts	2700		3000		3500		4000		5000		6500	
			Lumens	LPW	Lumens	LPW	Lumens	LPW	Lumens	LPW	Lumens	LPW	Lumens	LPW
Curve	XW	19	2240	118	2341	123	2383	125	2414	127	2493	131	2456	129
	VW	28	2990	107	3124	112	3180	114	3221	115	3327	119	3277	117
	MW	30	3218	107	3363	112	3424	114	3467	116	3582	119	3528	118
	LW	36	4084	113	4268	119	4345	121	4400	122	4545	126	4477	124
	ML	39	4566	117	4771	122	4857	125	4919	126	5081	130	5005	128
	HL	44	5209	118	5443	124	5541	126	5612	128	5797	132	5710	130
Rectangle	XW	20	2489	124	2601	130	2648	132	2682	134	2770	139	2728	136
	VW	28	3085	110	3224	115	3282	117	3324	119	3434	123	3382	121
	MW	30	3323	111	3472	116	3534	118	3580	119	3698	123	3642	121
	LW	36	4230	117	4420	123	4500	125	4557	127	4707	131	4637	129
	ML	39	4711	121	4923	126	5012	129	5076	130	5243	134	5164	132
	HL	43	5295	123	5533	129	5633	131	5705	133	5893	137	5804	135

SLK24

2'X4' LED TROFFER RETROFIT KIT

DATE: _____ LOCATION: _____

TYPE: _____ PROJECT: _____

CATALOG #: _____

DELIVERED LUMENS

PRODUCT AVAILABILITY 80 CRI				
LUMEN PACKAGE	SHIELDING	LUMENS	INPUT WATTS	LPW
SLK24-30XW-EDU	Curve	2341	19	123
SLK24-30XW-R-EDU	Rectangle	2602	20	130
SLK24-30XWHE-EU	Curve	2458	19	129
SLK24-30XWHE-R-EDU	Rectangle	2555	20	128
SLK24-35XW-EDU	Curve	2421	19	127
SLK24-35XW-R-EDU	Rectangle	2690	20	135
SLK24-35XWHE-EU	Curve	2542	19	134
SLK24-35XWHE-R-EDU	Rectangle	2642	20	132
SLK24-40XW-EDU	Curve	2458	19	129
SLK24-40XW-R-EDU	Rectangle	2732	20	137
SLK24-40XWHE-EU	Curve	2581	19	136
SLK24-40XWHE-R-EDU	Rectangle	2683	20	134
SLK24-50XW-EDU	Curve	2524	19	133
SLK24-50XW-R-EDU	Rectangle	2805	20	140
SLK24-50XWHE-EU	Curve	2650	19	139
SLK24-50XWHE-R-EDU	Rectangle	2754	20	138
SLK24-30VW-EU	Curve	3124	28	112
SLK24-30VW-R-EDU	Rectangle	3224	28	115
SLK24-30VWHE-EU	Curve	3310	27	123
SLK24-30VWHE-R-EDU	Rectangle	3279	26	126
SLK24-35VW-EU	Curve	3217	28	115
SLK24-35VW-R-EDU	Rectangle	3334	28	119
SLK24-35VWHE-EU	Curve	3409	27	126
SLK24-35VWHE-R-EDU	Rectangle	3391	26	130
SLK24-40VW-EU	Curve	3267	28	117
SLK24-40VW-R-EDU	Rectangle	3386	28	121
SLK24-40VWHE-EU	Curve	3462	27	128
SLK24-40VWHE-R-EDU	Rectangle	3443	26	132
SLK24-50VW-EU	Curve	3558	28	127
SLK24-50VW-R-EDU	Rectangle	3476	28	124
SLK24-50VWHE-EU	Curve	3770	27	140
SLK24-50VWHE-R-EDU	Rectangle	3535	26	136
SLK24-30MW-EU	Curve	3363	30	112
SLK24-30MW-R-EDU	Rectangle	3472	30	116
SLK24-30MWHE-EU	Curve	3717	31	120
SLK24-30MWHE-R-EDU	Rectangle	3660	29	126
SLK24-35MW-EU	Curve	3464	30	115
SLK24-35MW-R-EDU	Rectangle	3590	30	120
SLK24-35MWHE-EU	Curve	3829	31	124
SLK24-35MWHE-R-EDU	Rectangle	3785	29	131
SLK24-40MW-EU	Curve	3518	30	117
SLK24-40MW-R-EDU	Rectangle	3646	30	122
SLK24-40MWHE-EU	Curve	3888	31	125
SLK24-40MWHE-R-EDU	Rectangle	3843	29	133

PRODUCT AVAILABILITY 90 CRI				
LUMEN PACKAGE	SHIELDING	LUMENS	INPUT WATTS	LPW
SLK24-930XW-EDU	Curve	2143	20	107
SLK24-930XW-R-EDU	Rectangle	2212	20	111
SLK24-935XW-EDU	Curve	2188	20	109
SLK24-935XW-R-EDU	Rectangle	2259	20	113
SLK24-940XW-EDU	Curve	2235	20	112
SLK24-940XW-R-EDU	Rectangle	2308	20	115
SLK24-950XW-EDU	Curve	2381	20	119
SLK24-950XW-R-EDU	Rectangle	2458	20	123
SLK24-930VW-EDU	Curve	2655	28	95
SLK24-930VW-R-EDU	Rectangle	2741	28	98
SLK24-935VW-EDU	Curve	2718	28	97
SLK24-935VW-R-EDU	Rectangle	2799	28	100
SLK24-940VW-EDU	Curve	2780	28	99
SLK24-940VW-R-EDU	Rectangle	2859	28	102
SLK24-950VW-EDU	Curve	2936	28	105
SLK24-950VW-R-EDU	Rectangle	3046	28	109
SLK24-930MW-EDU	Curve	2859	30	95
SLK24-930MW-R-EDU	Rectangle	2953	30	98
SLK24-935MW-EDU	Curve	2926	30	98
SLK24-935MW-R-EDU	Rectangle	3015	30	101
SLK24-940MW-EDU	Curve	2993	30	100
SLK24-940MW-R-EDU	Rectangle	3080	30	103

SLK24

2'X4' LED TROFFER RETROFIT KIT

DATE: _____ LOCATION: _____

TYPE: _____ PROJECT: _____

CATALOG #: _____

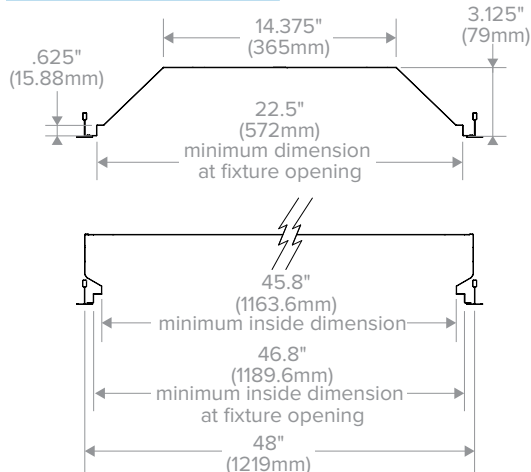
DELIVERED LUMENS (CONTINUED)

PRODUCT AVAILABILITY 80 CRI				
LUMEN PACKAGE	SHIELDING	LUMENS	INPUT WATTS	LPW
SLK24-50MW-EU	Curve	3831	30	128
SLK24-50MW-R-EDU	Rectangle	3744	30	125
SLK24-50MWHE-EU	Curve	4234	31	137
SLK24-50MWHE-R-EDU	Rectangle	3946	29	136
SLK24-30LW-EU	Curve	4268	36	119
SLK24-30LW-R-EDU	Rectangle	4420	36	123
SLK24-35LW-EU	Curve	4396	36	122
SLK24-35LW-R-EDU	Rectangle	4570	36	127
SLK24-40LW-EU	Curve	4465	36	124
SLK24-40LW-R-EDU	Rectangle	4642	36	129
SLK24-50LW-EU	Curve	4861	36	135
SLK24-50LW-R-EDU	Rectangle	4766	36	132
SLK24-30ML-EU	Curve	4771	39	122
SLK24-30ML-R-EDU	Rectangle	4923	39	126
SLK24-35ML-EU	Curve	4914	39	126
SLK24-35ML-R-EDU	Rectangle	5090	39	131
SLK24-40ML-EU	Curve	4990	39	128
SLK24-40ML-R-EDU	Rectangle	5170	39	133
SLK24-50ML-EU	Curve	5434	39	139
SLK24-50ML-R-EDU	Rectangle	5308	39	136
SLK24-30HL-EU	Curve	5443	44	124
SLK24-30HL-R-EDU	Rectangle	5533	43	129
SLK24-35HL-EU	Curve	5606	44	127
SLK24-35HL-R-EDU	Rectangle	5721	43	133
SLK24-40HL-EU	Curve	5694	44	129
SLK24-40HL-R-EDU	Rectangle	5810	43	135
SLK24-50HL-EU	Curve	6200	44	141
SLK24-50HL-R-EDU	Rectangle	5965	43	139

PRODUCT AVAILABILITY 90 CRI				
LUMEN PACKAGE	SHIELDING	LUMENS	INPUT WATTS	LPW
SLK24-950MW-EDU	Curve	3161	30	105
SLK24-950MW-R-EDU	Rectangle	3280	30	109
SLK24-930LW-EDU	Curve	3628	36	101
SLK24-930LW-R-EDU	Rectangle	3759	36	104
SLK24-935LW-EDU	Curve	3713	36	103
SLK24-935LW-R-EDU	Rectangle	3838	36	107
SLK24-940LW-EDU	Curve	3799	36	106
SLK24-940LW-R-EDU	Rectangle	3920	36	109
SLK24-950LW-EDU	Curve	4012	36	111
SLK24-950LW-R-EDU	Rectangle	4176	36	116
SLK24-930ML-EDU	Curve	4055	39	104
SLK24-930ML-R-EDU	Rectangle	4186	39	107
SLK24-935ML-EDU	Curve	4151	39	106
SLK24-935ML-R-EDU	Rectangle	4274	39	110
SLK24-940ML-EDU	Curve	4246	39	109
SLK24-940ML-R-EDU	Rectangle	4366	39	112
SLK24-950ML-EDU	Curve	4485	39	115
SLK24-950ML-R-EDU	Rectangle	4651	39	119
SLK24-930HL-EDU	Curve	4812	43	112
SLK24-930HL-R-EDU	Rectangle	4705	43	109
SLK24-935HL-EDU	Curve	4914	43	114
SLK24-935HL-R-EDU	Rectangle	4803	43	112
SLK24-940HL-EDU	Curve	5019	43	117
SLK24-940HL-R-EDU	Rectangle	4907	43	114
SLK24-950HL-EDU	Curve	5347	43	124
SLK24-950HL-R-EDU	Rectangle	5227	43	122

DIMENSIONS

2X4 MINIMUM DIMENSIONS



FIT & FUNCTION

Columbia recommends a trial installation prior to ordering project quantities to ensure proper fit.

SLK retrofit kits are designed to fit into most parabolic and lensed-recessed troffers with minimum dimensional requirements.

SLK retrofit kits are not compatible with air handling units.

PHOTOMETRY

SLK24-35VWG-EU

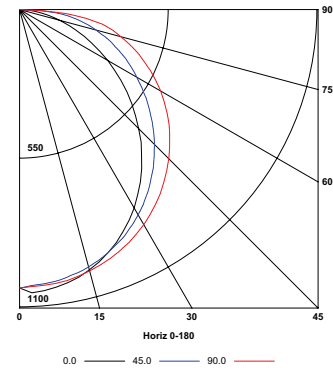
LUMINAIRE DATA

Test No.	17556
Description	LED retrofit door kit, lensed troffer 2'x4' with frosted linear prisms lens
Delivered Lumens	3218
Watts	27.60
Efficacy	117
Mounting	Recessed
Spacing Criterion	0° = 1.22 90° = 1.32

ZONAL LUMEN SUMMARY

Zone	Lumens	% Luminaire
0-30	804	25.0
0-40	1322	41.1
0-60	2372	73.7
0-90	3218	100
0-180	3218	100

POLAR GRAPH



SLK24-35LWG-EU

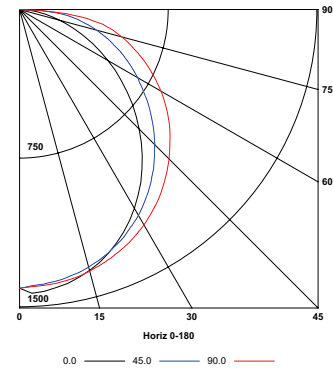
LUMINAIRE DATA

Test No.	17568
Description	LED retrofit door kit, lensed troffer 2'x4' with frosted linear prisms lens
Delivered Lumens	4396
Watts	36.10
Efficacy	122
Mounting	Recessed
Spacing Criterion	0° = 1.22 90° = 1.32

ZONAL LUMEN SUMMARY

Zone	Lumens	% Luminaire
0-30	1098	25.0
0-40	1804	41.0
0-60	3240	73.7
0-90	4396	100
0-180	4396	100

POLAR GRAPH



SLK24-35HLG-EU

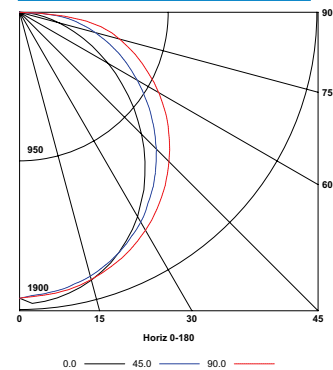
LUMINAIRE DATA

Test No.	17575
Description	LED retrofit door kit, lensed troffer 2'x4' with frosted linear prisms lens
Delivered Lumens	5607
Watts	44
Efficacy	127
Mounting	Recessed
Spacing Criterion	0° = 1.22 90° = 1.31

ZONAL LUMEN SUMMARY

Zone	Lumens	% Luminaire
0-30	1422	25.4
0-40	2333	41.6
0-60	4161	74.2
0-90	5607	100
0-180	5607	100

POLAR GRAPH



ADDITIONAL INFORMATION

DTS WIRING DIAGRAM (0-10V DIMMING DRIVER SHOWN)

