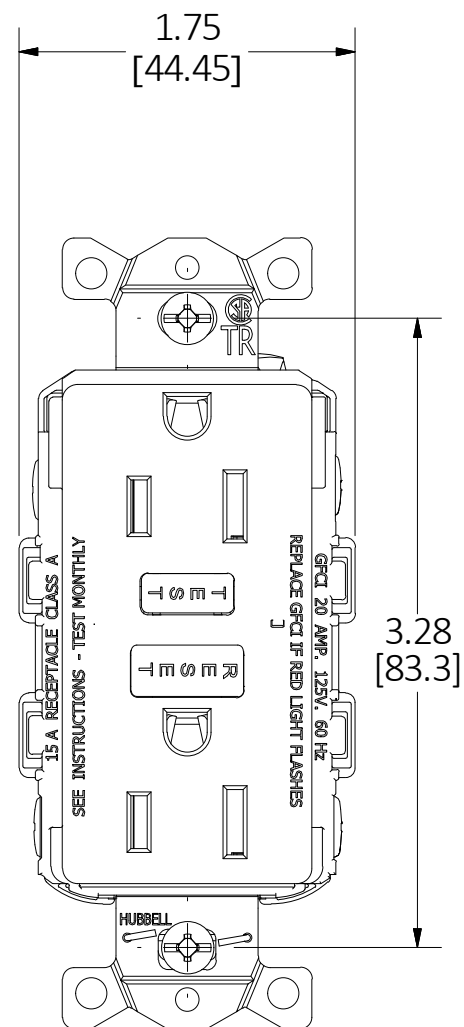
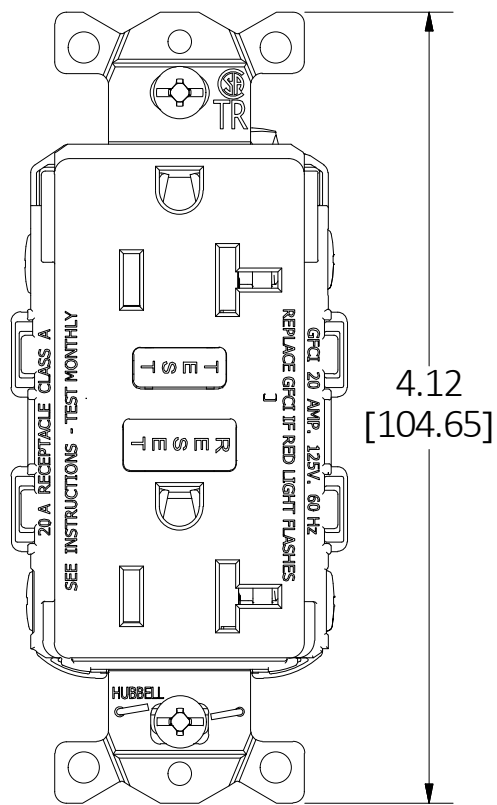


M-13583

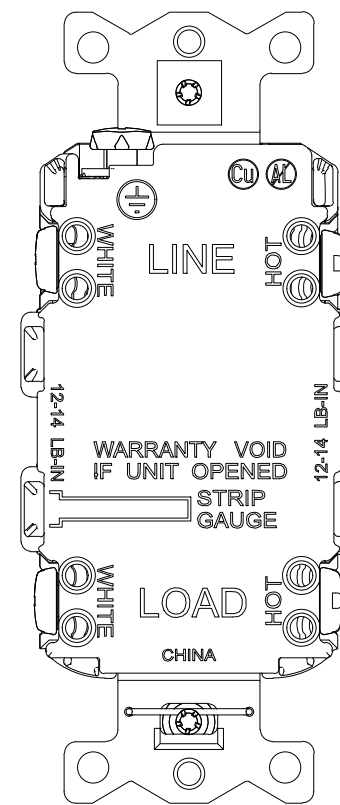
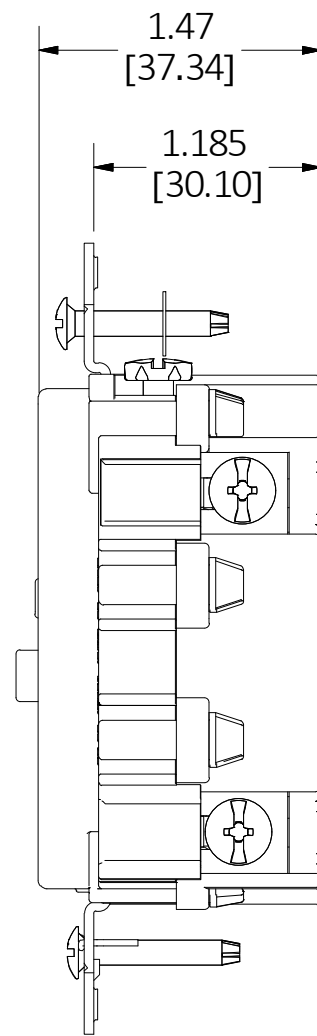
1



TYPICAL 15A DEVICE



TYPICAL 20A DEVICE



BACK MARKINGS TYPICAL


LIST OF PARTS		
DESCRIPTION	MATERIAL	FINISH
FACE	ZYTEL 101F	
BRIDGE	STEEL	GALVANIZED
CONTACTS	BRASS	
FACE CONTACTS	BRASS	
CLAMP PLATES	BRASS	
BASE	ZYTEL 101F	
MOUNTING SCREWS	STEEL	ZINC PLATE
HOT BINDING SCREWS	STEEL	BRASS PLATE
NEUT BINDING SCREWS	STEEL	ZINC PLATE

DIMENSION SHEET FOR CAT. NO.

1	INITIAL RELEASE PER DCN22636	Kp	10/3/2016
REV	DESCRIPTION	APP	DATE

THE DESIGN AND DIMENSIONS OF THE PRODUCT SHOWN ON THIS DRAWING ARE SUBJECT TO CHANGE WITHOUT NOTICE. DIMENSIONS ARE IN INCHES [mm].

TITLE
HUBBELL PRO SELF TEST TR GFCI



WIRING DEVICE-KELLEMS
HUBBELL INCORPORATED
SHELTON, CT

TOLERANCES UNLESS OTHERWISE SPECIFIED
.XX = ± .01
.XXX = ± .005
ANGLE TOL. ±2°

DR. BY Kpadro
CHK. BY Kp

SCALE 1 : 1
DATE 10/03/2016

HUBBELL PRO GFCI: 15A TR & 20A TR

BROWN	IVORY	WHITE	GRAY	BLACK	RED	LT ALMOND	RATINGS
GFT15	GFT15I	GFT15W	GFT15GY	GFT15BK	GFT15R	GFT15LA	15A, 125V
GFT20	GFT20I	GFT20W	GFT20GY	GFT20BK	GFT20R	GFT20LA	20A, 125V
GFT153	GFT15I3	GFT15W3	GFT15GY3	GFT15BK3	GFT15R3	GFT15LA3	15A, 125V
GFT203	GFT20I3	GFT20W3	GFT20GY3	GFT20BK3	GFT20R3	GFT20LA3	20A, 125V