

# bodine



## Emergency Driver

LED

BSL310C / BSL310C-DF



Project: \_\_\_\_\_

Location: \_\_\_\_\_

Cat.No: \_\_\_\_\_

Type: \_\_\_\_\_

Lamps: \_\_\_\_\_ Qty: \_\_\_\_\_

Notes: \_\_\_\_\_

### Emergency LED Driver Listed for Field Installation Class 2 Output 10 Watts Output Power

Product order number:	12 NC number:
BSL310C2WM	913702457101
BSL310CDFM	913702457401
BSL310CDFT1M	913702457201

See back page for additional model configurations

### Specifications

**UL Listed for US and Canada**  
Listed to UL924 and tested to CSA 22.2, No. 141  
For Field or Factory Installation  
(Indoor and Damp)

**Illumination Time**  
90 Minutes

**Full Warranty**  
5 Years (NOT pro-rata)

**Universal Input Voltage**  
120-277 VAC, 50/60 Hz

**AC Input Power Rating**  
4.0 W (Maximum)

**Output Voltage**  
15-50 VDC

**Output Power**  
10.4 W (Maximum)

**Test Switch/Charging Indicator Light**  
2-wire Illuminated Test Switch

**Battery**  
High-Temperature, Maintenance-Free  
Nickel-Cadmium Battery  
7- to 10-Year Life Expectancy

**Recharge Time**  
24 Hours

**Temperature Rating (Ambient)**  
0°C to +55°C (32°F to 131°F)

**Dimensions**  
15.34" x 2.25" x 1.18" (369 mm x 58 mm x 30 mm)  
Mounting Center 15.0" (356 mm)

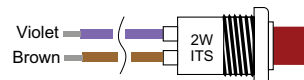

**Maximum Weight**  
3.45 lbs. (1.56kg)  
(Weight based on specific model, refer to below  
diagrams for specific weight.)

### Benefits:

- Listed for field or factory installation - UL 924 and CSA C22.2 No. 141 Emergency Lighting Compliant
- Smart Charger Technology for low energy consumption
- Meets CEC Title 20 (California Energy Commission) efficiency standards
- Class 2 output - UL 1310 Certified, CSA 22.2 No 223-M91 compliant
- Emergency mode lumen output of up to 1300 lumens
- Universal input (120-277 VAC)
- Two wire input helps reduce wiring errors
- Compatible with a variety of LED strip manufacturers
- Compatible with AC drivers and LED loads rated for Class 2
- RoHS Compliant

### Dimensions

15.34" x 2.25" x 1.16" (mounting center - 15.0")



An illuminated test switch/charging indicator light is provided.



# BSL310C / C-DF Emergency LED driver, class 2 output

## Application

The BSL310C / C-DF is ETL Listed for factory or field installation and allows the same LED luminaire to be used for normal and emergency operation. The BSL310C universal input (120–277 V) emergency LED driver works in conjunction with an AC LED driver that has an output current not to exceed 3.0 A. The emergency driver consists of a high-temperature nickel-cadmium battery, charger and electronic circuitry in one case. The BSL310C can deliver up to 10.4 watts to an LED load (measured at nominal battery voltage) for 90 minutes. If used in an emergency-only fixture, no AC driver is necessary. The BSL310C is suitable for indoor and damp locations. For more information about specific LED and AC driver compatibility, please call the factory.

## Operation

When AC power fails, the BSL310C immediately switches to the emergency mode, operating the LEDs at a reduced lumen output for a minimum of 90 minutes. When AC power is restored, the emergency driver automatically returns to the charging mode.

## Installation

The BSL310C does not affect normal fixture operation and may be used with either a switched or unswitched fixture. If a switched fixture is used, an unswitched hot lead must be connected to the emergency driver. The emergency driver must be fed from the same branch circuit as the AC driver. Installation is not recommended with fixtures where the ambient temperature may fall below 0° C. The product is suitable for installation in sealed and gasketed fixtures. The BSL310C is in a metal case with a separate ITS switch kit. The optional BSL310C-DF with dual flex conduit on one end is available in two different configurations as shown below.

## Emergency Illumination

The BSL310C operates an LED load of up to 10.4 W at nominal battery voltage for a minimum of 90 minutes.

## Specification

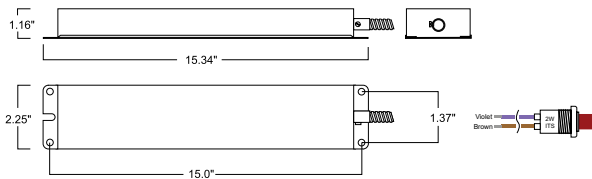
Emergency lighting shall be provided by using an LED fixture equipped with a Bodine BSL310C universal input (120–277 V) emergency driver. This emergency driver shall consist of a high-temperature, maintenance-free nickel-cadmium battery, charger and electronic

circuitry contained in one case. An illuminated test switch (ITS) to monitor charger and battery and installation hardware shall be provided. The emergency driver shall be capable of delivering up to 10.4 watts to an LED load (15–50 VDC) for a minimum of 90 minutes. The BSL310C is suitable for indoor and damp locations. The BSL310C shall have a maximum of 4.0 watts of input power and shall comply with emergency standards set forth by the current NEC. This device complies with Part 15 of the FCC Rules and meets CEC Title 20 (California Energy Commission) efficiency standards. The emergency driver shall be UL Listed for field or factory installation.

## Warranty

The BSL310C is warranted for five (5) full years from date of manufacture (NOT pro-rata). Please see detailed warranty information on our web site.

### BSL310C model with single conduit



Metal case, single conduit on one end of case and 2-wire ITS kit


Weight: 3.08 lbs.(1.40kg)  
Order no. BSL310C2WM  
12NC: 913702457101

### Optional BSL310C-DF models with dual conduit

#### BSL310C-DF Option A:

Metal case, dual conduit on one end of case with 90° adapter and 2-wire ITS attached to one conduit, and lead wires in the other.

Weight: 3.45 lbs.(1.57kg)  
Order no. BSL310CDFM  
12NC: 913702457401



#### BSL310C-DF Option B:

Metal case, dual conduit on one end with lead wires in each conduit, and separate 2-wire ITS switch kit with wall plate.

Weight: 3.45 lbs.(1.57kg)  
Order no. BSL310CDFT1M  
12NC: 913702457201

