

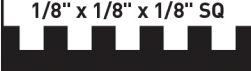





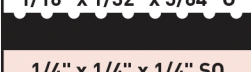


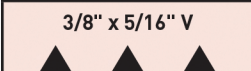
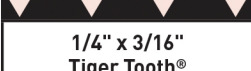



For Carpet, Vinyl Sheet, LVT, VCT and Wood

Notch Size	Application	Comfort Grip (11" Blade)	Wood Handle (11" Blade)	Economy
 1/16" x 1/16" x 1/16" SQ	For carpet tile, fiberglass sheet, felt-backed sheet, luxury vinyl tile, plank, and cork underlayment			10125 10-180*
 1/16" x 1/16" x 1/16" SQ	For carpet tile, fiberglass sheet, felt-backed sheet, luxury vinyl tile and plank	10-823 (with 10° blade angle)	10-810 (with 10° blade angle)	
 1/8" x 1/8" x 1/8" SQ	For pre-finished parquet and wall base			10123-12
 1/16" x 1/16" x 3/32" U	For fiberglass sheet, felt-backed sheet, VCT, luxury vinyl tile and plank		49736	10121-12
 3/32" x 3/32" x 3/32" Flat-Top V	For smooth backed carpet	10-833 (with 10° blade angle)	10-820 (with 10° blade angle)	
 1/8" x 1/8" x 1/16" Flat-Top V	For secondary-backed carpet, direct glue-down, sheet vinyl installations, and cork underlayment		49737	10137-12
 1/16" x 1/32" x 1/32" U	For VCT, vinyl, vinyl tile, and vinyl plank	10-829 (with 10° blade angle)	10-816 (with 10° blade angle)	10111-12
 1/16" x 1/32" x 1/32" U	For VCT, vinyl, luxury vinyl tile and plank			10-180* 10-180-12*
 1/16" x 1/32" x 5/64" U	For carpet tile, fiberglass sheet, felt-backed sheet, and VCT		49738	10122
 1/4" x 1/4" x 1/4" SQ	For thinset application of ceramic tile 8" x 8" or smaller, laminated wood plank flooring, flat milled solid & shorts or plywood	49915Q(C) (QEP)	49713Q(C) (QEP)	10113Q (QEP)
 1/4" x 1/4" x 1/4" Flat-Top V	For pre-finished engineered wood plank, solid wood, bamboo and acrylic impregnated plank flooring		10-850	10142-12
 3/8" x 5/16" V	For bamboo, solid and engineered wood flooring from 1/2 to 3/4 in. thick			10143 (12/cs)
 1/4" x 3/16" Tiger Tooth®	For bamboo, solid and engineered wood flooring up to 1/2 in. thick		10-840	10144 (12/cs)
 3/16" x 1/4" x 1/2" Flat-Top V	For laminated wood plank, solid wood, bamboo and acrylic impregnated plank flooring		49730	

* Double Sided Trowels

Always check adhesive/mortar manufacturer's trowel recommendations before selecting a trowel notch.

All Trowels Measure: Width x Depth x Space Apart

Recommended notch sizes by NTCA (National Tile Contractors Association)

