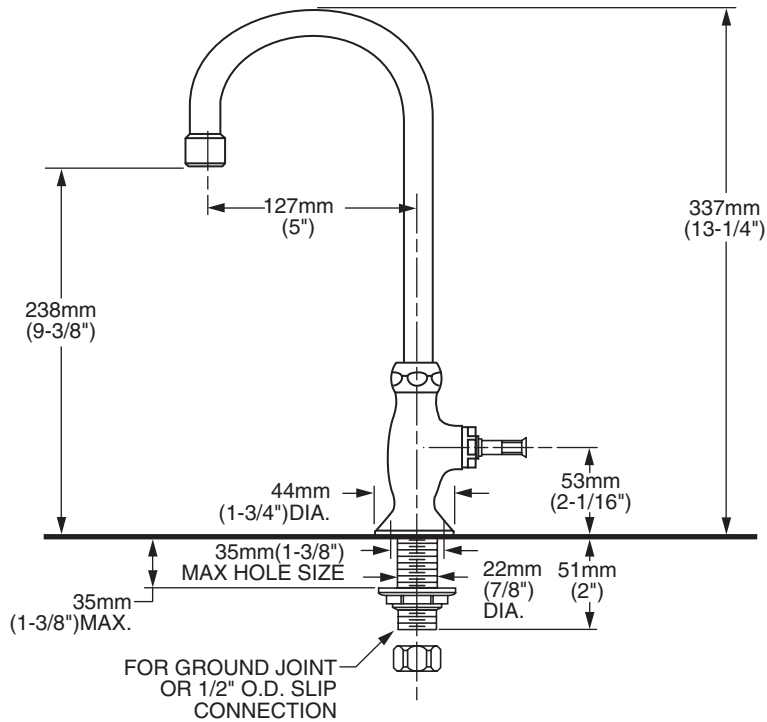


7100.271H Shown

MODEL NUMBER:

- 7100.241H Pantry/Bar Sink Faucet**
Gooseneck swivel spout. Metal Lever handle. 
- 7100.251H Pantry/Bar Sink Faucet**
Gooseneck swivel spout. Metal Cross handle. 
- 7100.271H Pantry/Bar Sink Faucet**
Gooseneck swivel spout. Brass wrist blade handle. 



GENERAL DESCRIPTION:

Durable brass construction. Amarilis 1/4 turn washerless ceramic disc valve cartridge. One-half inch male inlet shank with brass coupling nut and shank nut. Choice of wrist blade, lever or cross handle. Brass gooseneck swivel spout. 2.2gpm/8.3L/min. maximum flow rate. For cold or tempered water.

PRODUCT FEATURES:

Ceramic Disc Valve Cartridge: Assures a lifetime of drip-free performance.

Brass Construction: Durable - Excellent in high use applications. Ideal for prolonged contact with water.

Low Lead: Meets NSF Standard 61/Section 9 & Prop 65 lead requirements.

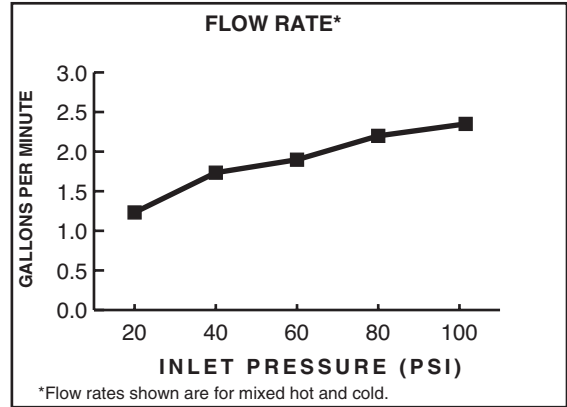
SUGGESTED SPECIFICATION:






Single handle pantry/bar sink faucet shall feature cast brass construction. Shall feature all brass shank nut and coupling nut. Shall also feature 1/4 turn washerless ceramic disc valve cartridge. Faucet shall be American Standard Model # 7100.____.____.

CODES AND STANDARDS

These products meet or exceed the following codes and standards:

- ASME A112.18.1M**
- CSA B 125**
- NSF 61/Section 9**



	Product Number	Description	Finish		
			Polished Chrome	PVD Stainless Steel	PVD Satin Nickel
			002	075	295
 	7100.241H	Pantry/Bar faucet. Metal Lever handle.		N/A	
	7100.251H	Pantry/Bar faucet. Metal Cross handle.		N/A	
 	7100.271H	Pantry/Bar faucet. Brass Wrist Blade handle.			

N/A = NOT AVAILABLE

 **MEETS THE AMERICANS WITH DISABILITIES ACT GUIDELINES AND ANSI A117.1 REQUIREMENTS FOR ACCESSIBLE AND USABLE BUILDING FACILITIES-CHECK LOCAL CODES**