











Blend Panel Sanding Process	
1	 <p>Hand Sand Edges Scuff hard to reach areas and panel edges by hand with grade 800–1000 abrasive disc or flexible abrasive sheet.</p>
2	 <p>Clean and Inspect Clean the repair area with a VOC compliant or paint manufacturer recommended surface cleaner. Blow dry the repair area with clean, dry air. Inspect the repair area and re-sand any shiny spots as necessary.</p>
3	 <p>DA Sand Color Blend Area DA sand the color blend area using a grade 800 abrasive disc and a soft interface pad. For best results, sand back into primer surfacer.</p>
4	 <p>DA Sand Adjacent Panels DA sand the remainder of the blend panel(s) using a grade 1000 abrasive disc.</p>
5	 <p>Clean the Repair Area Clean the repair area with soap and water, followed by a recommended VOC compliant surface cleaner.</p>

Visit 3MCollision.com for more SOPs and videos

Product List	
<p>3M™ Hookit™ Flexible Abrasive Sheet, 5.5 in. x 6.8 in., grade P800, PN 34340</p>	
<p>3M™ Hookit™ Soft Interface Pad, 6 in., PN 05777</p>	
<p>3M™ Hookit™ Purple Clean Sanding Disc 334U, 6 in., grade P800, PN 30760</p>	
<p>3M™ Hookit™ Flexible Abrasive Disc, 17 hole, 6 in., grade P800, PN 34802; 6 in., grade P1000, PN 34803</p>	
<p>3M™ Trizact™ Hookit™ Blending Disc, 6 in., grade P1000, PN 02090</p>	

Think About Your Health	
<p>3M™ E-A-R™ Skull Screws™ Ear Plug, PN P1300</p>	
<p>3M™ Half Facepiece Respirator, PN 07182</p>	
<p>3M™ Virtua™ Protective Eyewear, PN 11326</p>	

Individual Product Instruction and Safety Information

For individual product instructions and applicable precautions see product labels and associated literature for the individual product at 3MCollision.com

For product material safety data sheets see 3MCollision.com

Technical Information: The technical information, guidance, and other statements contained in this document or otherwise provided by 3M are based upon records, tests, or experience that 3M believes to be reliable, but the accuracy, completeness, and representative nature of such information is not guaranteed. Such information is intended for people with knowledge and technical skills sufficient to assess and apply their own informed judgment to the information. No license under any 3M or third party intellectual property rights is granted or implied with this information.

Product Selection and Use: Many factors beyond 3M's control and uniquely within user's knowledge and control can affect the use and performance of a 3M product in a particular application. As a result, customer is solely responsible for evaluating the product and determining whether it is appropriate and suitable for customer's application, including conducting a workplace hazard assessment and reviewing all applicable regulations and standards (e.g., OSHA, ANSI, etc.). Failure to properly evaluate, select, and use a 3M product and appropriate safety products, or to meet all applicable safety regulations, may result in injury, sickness, death, and/or harm to property.

Warranty, Limited Remedy, and Disclaimer: Unless a different warranty is specifically stated on the applicable 3M product packaging or product literature (in which case such warranty governs), 3M warrants that each 3M product meets the applicable 3M product specification at the time 3M ships the product. 3M MAKES NO OTHER WARRANTIES OR CONDITIONS, EXPRESS OR IMPLIED, INCLUDING, BUT NOT LIMITED TO, ANY IMPLIED WARRANTY OR CONDITION OF MERCHANTABILITY, FITNESS FOR A PARTICULAR PURPOSE, OR ARISING OUT OF A COURSE OF DEALING, CUSTOM, OR USAGE OF TRADE. If a 3M product does not conform to this warranty, then the sole and exclusive remedy is, at 3M's option, replacement of the 3M product or refund of the purchase price.

Limitation of Liability: Except for the limited remedy stated above, and except to the extent prohibited by law, 3M will not be liable for any loss or damage arising from or related to the 3M product, whether direct, indirect, special, incidental, or consequential (including, but not limited to, lost profits or business opportunity), regardless of the legal or equitable theory asserted, including, but not limited to, warranty, contract, negligence, or strict liability.



3M Automotive Aftermarket Division
3M Center, Building 223-6S-07
St. Paul, MN 55144-1000
U.S.A.

3M, Accuspray, Cubitron, E-A-R, Hookit, Platinum, PPS, Rocker Gard, Roloc, Scotch, Scotchblok, Scotch-Brite, Skull Screws, Trizact and Virtua are trademarks of 3M Company.
All other trademarks are property of their respective owners.

Web 3MCollision.com

Please recycle. Printed in U.S.A. © 3M 2019. All rights reserved. Rev 7/19.

60-4402-8086-9