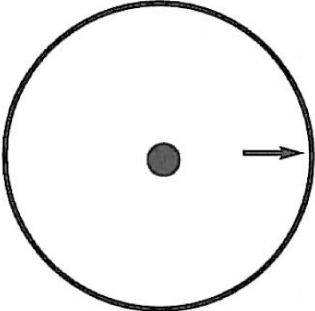
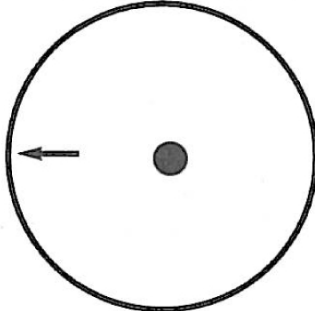
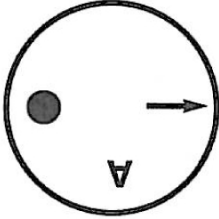
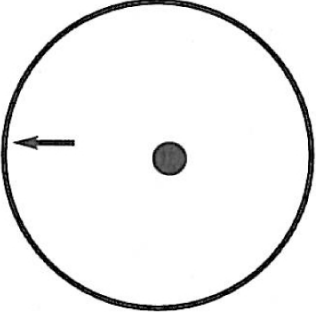

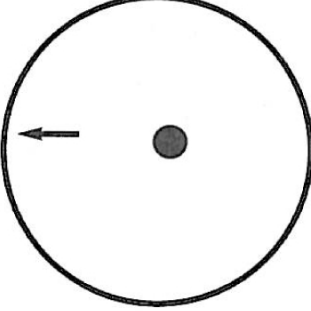
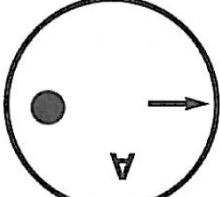
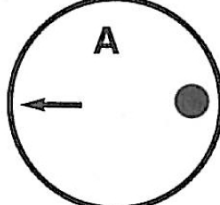
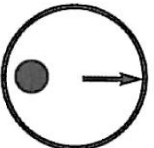
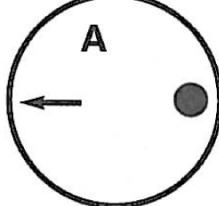


MODELS 515, 530 & 535-XSP

PUSH DISK ALIGNMENT CHART

<p>300 ml x 300 ml</p>	 <p>P-515-300</p>	 <p>P-515-300</p>
<p>300 ml x 150 ml</p>	 <p>P-515-150</p>	 <p>P-515-300</p>
<p>300 ml x 75 ml <i>(must move rod over)</i></p>	 <p>P-510-75</p>	 <p>P-515-300</p>
<p>150 ml x 150 ml</p>	 <p>P-515-150</p>	 <p>P-515-150</p>
<p>150 ml x 75 ml <i>(must move rod over)</i></p>	 <p>P-510-75</p>	 <p>P-515-150</p>