



FIBERGLASS PLATFORM LADDER

375 lbs.


TYPE IAA LOAD CAPACITY

includes weight of user plus materials


PROTOP™ — VERSATILE AND DURABLE



DOUBLE-RIVET STEP CONSTRUCTION



WIDE BACK BRACES



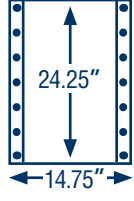
SHOX™ — SUPERIOR IMPACT ABSORPTION



DA BOOT® — PATENT #7,000,731 B2



PLATFORM DIMENSIONS



50% LARGER PLATFORM* AREA FOR ADDED COMFORT

*50% larger than FP1404HD

EXTENDED HANDRAIL

FOR ADDED COMFORT & SAFETY
FRONT RAIL IS 3' LONG FROM TOP TO PLATFORM



LOUISVILLE LADDER

1-800-666-2811
www.LOUISVILLELADDER.com

| MODEL | HT. to PLATFORM | STEP DEPTH | BOTTOM WIDTH | APPROX. SPREAD | APPROX. WT. (LBS) | APPROX. CUBES |
|-----------|-----------------|------------|--------------|----------------|-------------------|---------------|
| FXP1802HD | 2' | 3" | 21 1/4" | 35 5/8" | 21 | 7.6' |
| FXP1803HD | 3' | 3" | 23 3/16" | 41 1/2" | 25 | 9.8' |
| FXP1804HD | 4' | 3" | 24 1/16" | 47 1/2" | 27 | 12.2' |
| FXP1805HD | 5' | 3" | 26 3/16" | 53 1/2" | 29 | 14.7' |
| FXP1806HD | 6' | 3" | 27 13/16" | 59 1/2" | 36 | 17.5' |
| FXP1808HD | 8' | 3" | 30 13/16" | 71 1/2" | 47 | 23.5' |
| FXP1810HD | 10' | 3" | 33 13/16" | 83" | 65 | 30.4' |
| FXP1812HD | 12' | 3" | 36 13/16" | 95" | 76 | 37.4' |

