


370SERIES




Ergonomically designed Tool-Tra-Top® for easy grip and holding of virtually all drills, professionals' tools and small parts



Pinch-Proof® hand grip



Pinch-Proof® external spreaders



Sturdy pail shelf holds one gallon

Double riveted slip-resistant Traction-Tred® steps

★★★★★
300 lbs. LOAD CAPACITY
Combined Weight of User and Materials

Type IA Duty Rating

Heavy duty aluminum bracket with slip-resistant foot pad






Aluminum Stepladders

- Ergonomically designed Tool-Tra-Top® for easy grip and holding of virtually all drills, professionals' tools and small parts
- Heavy duty aluminum bracket with slip-resistant foot pad
- Sturdy Spill-Proof® pail shelf with rag rack holds gallon paint can

- Solid double riveted construction
- Step braces on top and bottom steps
- Slip-resistant Traction-Tred® steps
- External Pinch-Proof™ spreaders on 3', 7', 8' and 10' ladders



6' ALUMINUM STEPLADDER
MODEL 376

★★★★
300 lbs. LOAD CAPACITY
 Combined Weight of User and Materials

Type IA Duty Rating

SPECIFICATIONS 370 Series

Model No.	Size	Approx. Width	Approx. Spread	Approx. Cu. Ft. Per Unit	Approx. Ship Wt. Lbs.	Load Capacity ¹
373	3'	17-3/4"	23-3/8"	1.5	9.0	300 lbs
374	4'	19-1/2"	29-1/2"	2.1	11.0	300 lbs
375	5'	21-1/4"	35-3/4"	2.8	13.0	300 lbs
376	6'	23"	41-7/8"	3.5	15.5	300 lbs
377	7'	24-3/4"	48"	4.3	19.5	300 lbs
378	8'	26-1/2"	54-1/4"	5.1	22.5	300 lbs
310	10'	30"	66-1/2"	7.0	31.0	300 lbs

¹Load capacity combines the total weight of both the user and the materials.

DIMENSIONS

Top:	5-1/8" x 12-1/8"	Steps:	3"
Front Rails:	3" wide	Rear Rails:	1-1/4" wide
Flange:	7/8" wide	Flange:	1" wide

