

Millermatic® 141

**MIG Power Source,
Wire Feeder and Gun Package** 

Quick Specs

Light Industrial Applications

Light fabrication
Maintenance and repair
Auto body
Farm/home

Processes

MIG (GMAW)
Flux-cored (FCAW)

Weld Thickness

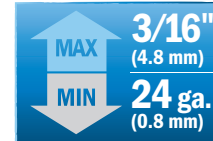
24 ga.–3/16 in. steel and 18–14 ga. aluminum

Input Power 120 V, 20 A, single-phase, 60 Hz

Rated Output 90 A at 18.5 VDC, 20% duty cycle
40 A at 16 VDC, 100% duty cycle



Uses common household power



Weld capacity



Quick and easy setup

IMPROVED! AccuLock™

Now with **NEW! MDX™-100 MIG gun with AccuLock™ MDX consumable system** featuring a dual-locked, front-loading liner that optimizes wire feedability.

Auto-Set™ automatically provides the right settings to weld mild steel while **infinite voltage control** allows the flexibility to manually set your own parameters.

- Set the wire diameter, a blue light shows Auto-Set is activated
- Dial in the thickness of what you're welding
- Start welding with the exact parameters you need!

Angled cast-aluminum drive system with calibrated tension knob creates consistent feeding and easy setup.

Quick Select™ drive roll makes setup quicker by offering three grooves — two for different size solid wire and a third for flux-cored wire.

Auto Spool Gun Detect™ automatically detects when a MIG gun or spool gun is connected, eliminating the need for a switch.

Smooth-Start™ provides a smooth, spatter-free start. It's the best-starting machine in the small MIG machine category.

Thermal overload protection shuts down unit and activates the **over temperature light** if airflow is blocked or duty cycle is exceeded. Automatically resets when unit cools.

Uses 4- or 8-inch (102 or 203 mm) spools and can be set up to weld with .024–.030 inch (0.6–0.8 mm) solid wire and .030–.035 inch (0.8–0.9 mm) flux-cored wire.

Comes complete with:

- Power source
- 10 ft. (3 m) MDX™-100 MIG gun
- 10 ft. (3 m) work cable with clamp
- 6.5 ft. (2 m) power cord with plug
- Flow gauge regulator and gas hose for argon or AR/CO₂ mix
- Hobart® spool of .030 in. (0.8 mm) solid wire
- Two contact tips for .030 in. (0.8 mm) wire
- Quick Select™ drive rolls for .024 in. (0.6 mm) or .030/.035 in. (0.8/0.9 mm) solid wire, and .030/.035 in. (0.8/0.9 mm) flux-cored wire
- Material thickness gauge ▶ 229895
- Hook-and-loop cord wraps

Note: Shielding gas and safety equipment not included.



Welder is warranted for three years, parts and labor.
Original main power rectifier parts are warranted for five years.
Gun warranted for 90 days, parts only.



Miller Electric Mfg. LLC
An ITW Welding Company
1635 West Spencer Street
P.O. Box 1079
Appleton, WI 54912-1079 USA


Equipment Sales US and Canada
Phone: 866-931-9730
FAX: 800-637-2315
International Phone: 920-735-4554
International FAX: 920-735-4125

MillerWelds.com



Operation Modes


Auto-Set™ Mode



Auto-Set eliminates guesswork and saves you time on setup. Turn wire speed control fully clockwise to select Auto-Set mode, and set the wire diameter to either .024 or .030 in. The Auto-Set light indicates mode is activated. Then select material thickness using the Auto-Set control.

Use Auto-Set when you want the speed, convenience and confidence of pre-set controls. Auto-Set automatically sets your welder to the proper parameters. It's available for welding 24-gauge through 3/16-inch mild steel, and only works with .024 and .030 solid wires and C25 shielding gas (75% argon, 25% CO₂).

Manual Mode



When welding outside of Auto-Set's capabilities, or if you prefer custom parameters, use manual mode. The parameter chart on the inside of the access door is an easy-to-use guide for determining your voltage and wire feed speed settings. Reference the white areas on the controls when welding in manual mode.



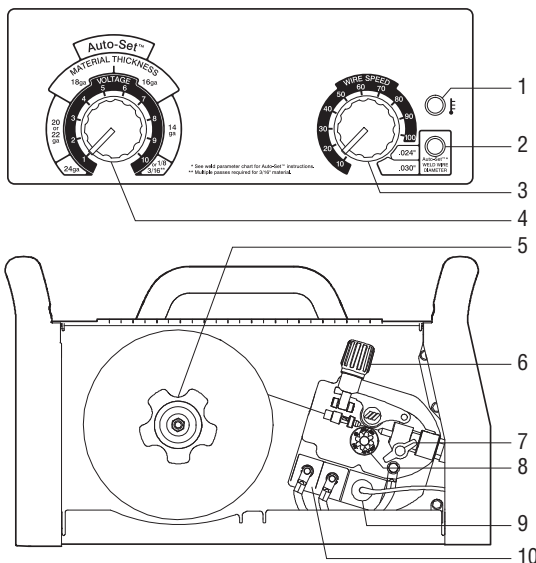
Specifications (Subject to change without notice.)



Amperage Range	Rated Output	Amps Input at Rated Output, 60 Hz			Wire Feed Speed	Wire Type and Diameter	Max. Open-Circuit Voltage	Dimensions	Net Weight
		120 V	KVA	KW					
30–140 A	90 A at 18.5 VDC, 20% duty cycle	20	3.0	2.45	15–360 ipm (0.4–9.1 m/min.)	Solid: .024–.030 in. (0.6–0.8 mm) Stainless: .024–.030 in. (0.6–0.8 mm) Flux-cored: .030–.035 in. (0.8–0.9 mm)	30	H: 12.5 in. (318 mm) W: 11.25 in. (286 mm) D: 20.5 in. (521 mm)	51 lb. (23.1 kg)
	40 A at 16 VDC, 100% duty cycle	15	1.7	1.0					

Certified by Canadian Standards Association to both the Canadian and U.S. Standards.

Control Panel

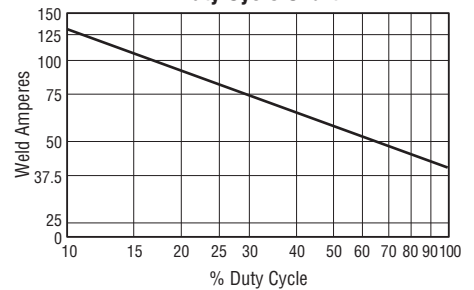


1. Over Temperature Light
2. Auto-Set Light
3. Wire Speed/Wire Diameter Control
4. Voltage/Material Thickness Control
5. Plastic Hub with Retaining Ring for 8-inch Spools (shaft also accepts 4-inch spools)
6. Calibrated Tension Knob
7. T-Knob (secures torch)
8. Drive Roll
9. Trigger Control Connector
10. Polarity Changeover Terminals

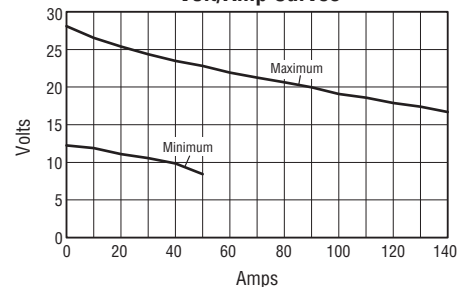
Note: Power switch and gas solenoid are on machine back panel.

Performance Data

Duty Cycle Chart



Volt/Amp Curves



Genuine Miller® Accessories



MDX™-100 MIG Gun 1770028

100-amp MIG gun with Miller® AccuLock™ MDX consumables for .030–.035 in. (0.8–0.9 mm) wire. Includes 10 ft. (3 m) cable assembly.

- Install AccuLock contact tips with a single turn.
- AccuLock liner locks at front and back of gun to align with contact tip and power pin for a flawless wire feed path.
- Durable, ergonomic handle with overmolding improves grip and comfort.
- Ball-and-socket handle with rear swivel for increased gun maneuverability while reducing welder fatigue.



Spoolmate™ 100 Spool Gun 300371

Direct-connect spool gun handles .030–.035 inch (0.8–0.9 mm) aluminum (4043 only) and .023–.035 inch

(0.6–0.9 mm) steel/stainless steel wires. Rated at 135 amps, 30 percent duty cycle. Includes 12-foot (3.7 m) cable assembly and custom carrying case.



Running Gear/ Cylinder Rack 301239

Heavy-duty construction with 8-inch rubber rear wheels. Convenient front handles, cable holders and plastic consumable box. For gas cylinders

no greater than 7 inches (178 mm) in diameter or 65 pounds (29.5 kg) in weight.

Purchase the Millermatic 141 package (951601) and receive the Millermatic 141 and running gear/cylinder rack (301239) packaged together!



Dual Cylinder Rack Conversion Kit and Tool Holder 301454

Converts running gear/cylinder rack (301239) from a single cylinder cart to a dual cylinder cart. Top bracket holds a variety of tools including a welder, adjustable wrench, screwdrivers, chipping hammer, wire brush and filler rod.



Protective Cover 301262

Consumables

For MDX™-100 MIG Gun

Miller® AccuLock™ MDX Consumables

Smaller consumables and components to access hard-to-reach weldments.

Contact Tips (10 per package)

T-M023	.023 in. (0.6 mm)
T-M030	.030 in. (0.8 mm)
T-M035	.035 in. (0.9 mm)
T-M045	.045 in. (1.2 mm)
T-M047	3/64 in. (1.2 mm)

Nozzles

NS-M1200B	Brass, 1/2 in. ID, flush
NS-M1200C	Copper, 1/2 in. ID, flush
NS-MFLX	Gasless nozzle

Diffuser D-M100

Monocoil Replacement Liners (10 ft.)

LM1A-10	.023/.025 in. (0.6 mm)
LM2A-10	.030/.035 in. (0.8/0.9 mm)
LM3A-10	.035/.045 in. (0.9/1.2 mm)

Note: Miller® FasTip™, M-Series and Bernard Centerfire™ diffusers and consumables are NOT compatible with MDX Series guns.

For Spoolmate™ 100 Spool Gun



Contact Tips (5 per package)

199730	.024 in. (0.6 mm)
186419	.030 in. (0.8 mm)
186406	.035 in. (0.9 mm)



Nozzle 186405



Drive Roll (1) 186413

For .030/.035-inch (0.8/0.9 mm) wire.



Push Roll (1) 186414

For .030/.035-inch (0.8/0.9 mm) wire.

For Millermatic® 141



Quick Select™ Drive Roll 261157

For .024-inch (0.6 mm) or .030/.035-inch (0.8/0.9 mm) solid wire, and .030/.035-inch (0.8/0.9 mm) flux-cored wire.

V-Knurled Dual-Groove Drive Roll 202926

For .030/.035-inch (0.8/0.9 mm) or .045-inch (1.2 mm) flux-cored wire.

Ordering Information

Power Source and Options	Stock No.	Description	Qty.	Price
Millermatic® 141	907612	120 V, 60 Hz		
Millermatic® 141 with Running Gear/Cyl Rack	951601	Power source packaged with 301239 running gear/cylinder rack		
Guns				
MDX™-100 Gun	1770028	10 ft. (3 m), .030–.035 in (0.8–0.9 mm) wire		
Spoolmate™ 100 Spool Gun	300371	12 ft. (3.7 m). Includes custom carrying case		
Accessories				
Running Gear/Cylinder Rack	301239			
Dual Cylinder Rack Conversion Kit and Tool Holder	301454			
Dual Cylinder Rack Cart	951770	Includes running gear/cylinder rack 301239 and dual cylinder rack conversion kit 301454. Must be assembled together		
Protective Cover	301262			
Material Thickness Gauge	229895			
Flow Gauge Regulator for Argon or AR/CO ₂ Mix	31-50-580-6	Replacement standard regulator		
Flow Gauge Regulator for CO ₂	31-50-320	Required if using 100 percent CO ₂ gas		
Flux-cored Wire				
Solid Wire				
Shielding Gas Cylinder				
Helmet/Gloves/Scratch Brush				
Consumables				
Contact Tips		See page 3		
Nozzles		See page 3		
Diffuser		See page 3		
Monocoil Replacement Liners		See page 3		
Drive Rolls		See page 3		

Date:

Total Quoted Price:

Distributed by:

