


# GASBADGE<sup>PRO</sup>



## Personal Single Gas Monitor

## Quick Start Guide

**NOTE:** This reference sheet is a supplement to the GasBadge Pro manual (part number 17123100) and is not intended to be used as a replacement for the information in the manual. For other language versions of this quick start guide, go to [www.indsci.com](http://www.indsci.com).



**Part Number:** 17126368  
**Revision:** 3.0  
**Release Date:** 01-02-2009

© 2005 Industrial Scientific. All rights reserved.

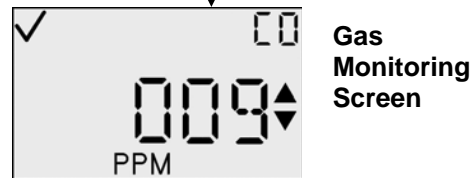
### ACTIVATION



Instrument Firmware Version



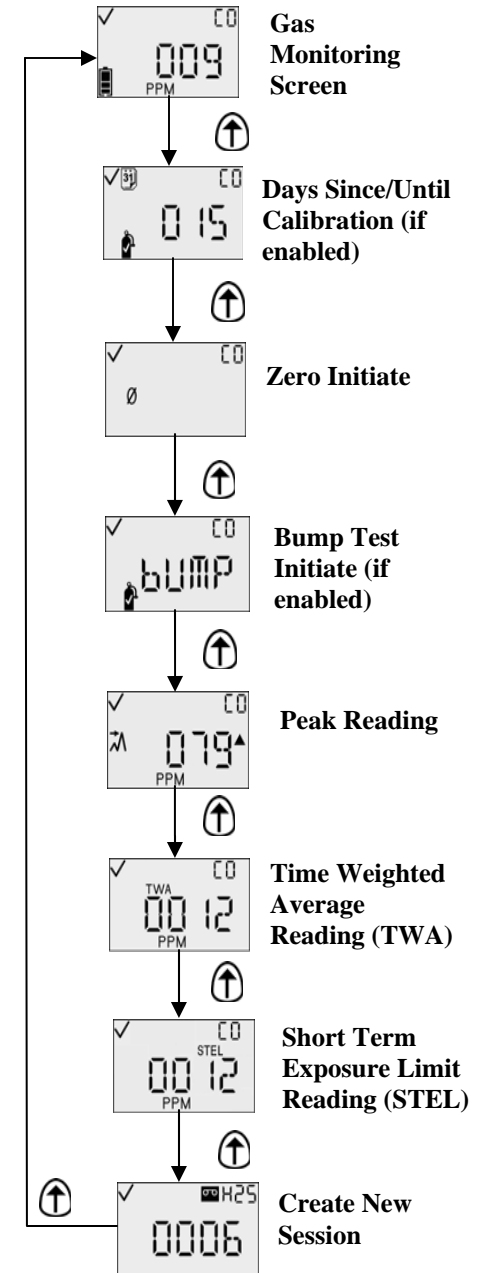
Countdown After Activation



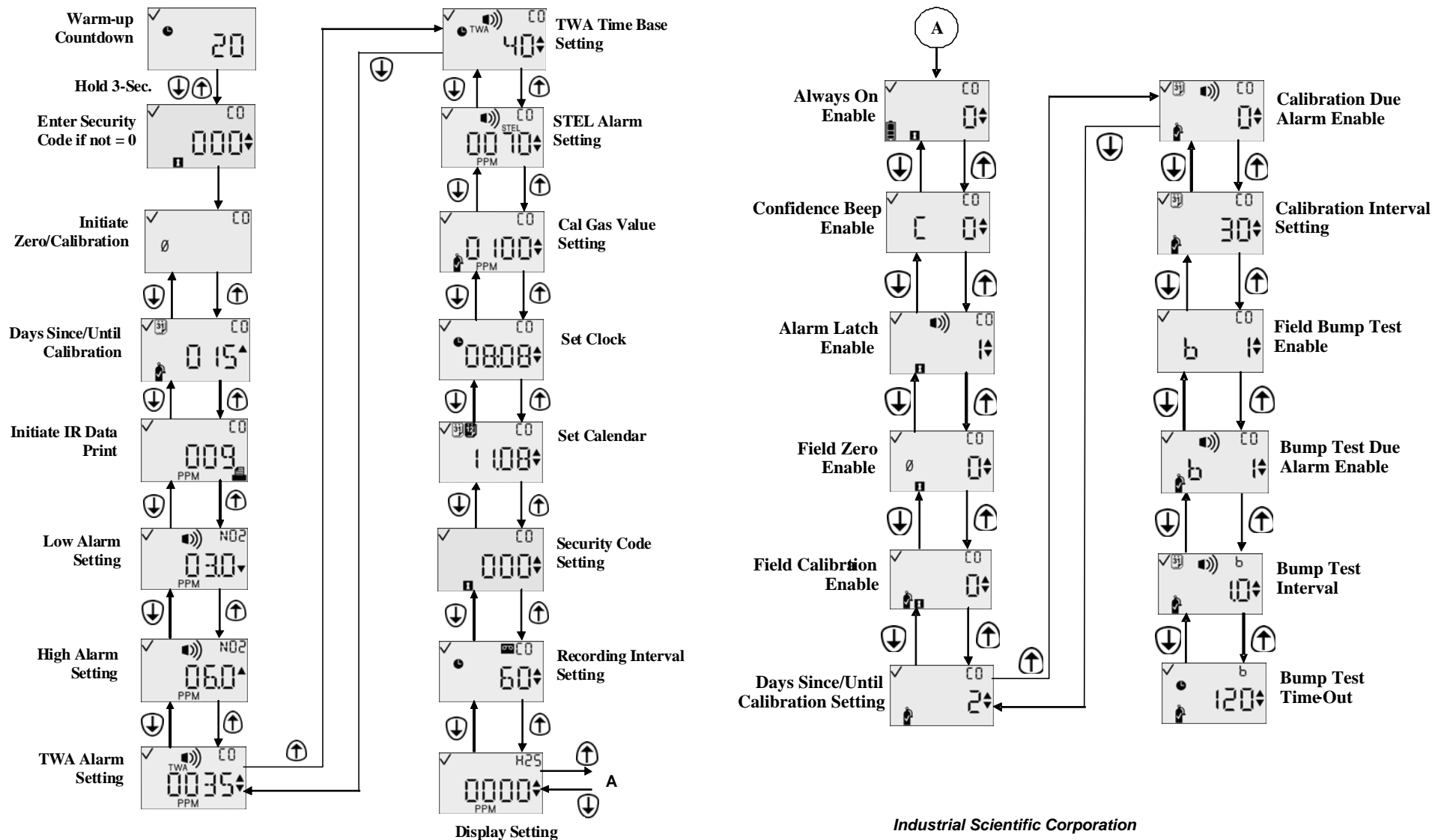
Gas Monitoring Screen

**IMPORTANT:** A function or "bump" test, using a known concentration of calibration gas, should be performed periodically based on instrument use, exposure to gas, and environmental conditions. The frequency is best determined by company policy or local regulatory agencies. If an instrument fails a function or "bump" test, or if it is dropped, submerged, or appears damaged, a full calibration is recommended. The safest approach is to perform a function or "bump" test prior to each day's use. Industrial Scientific is not responsible for establishing customer safety practices and policies.

### MONITOR MODE



# CONFIGURATION



**Industrial Scientific Corporation**  
**Corporate Headquarters**  
 1001 Oakdale Road  
 Oakdale, PA 15071-1500

**Phone:** (412) 788-4353  
**Toll Free:** 1-800-DETECTS (1-800-338-3287)  
**Fax:** (412) 788-8353