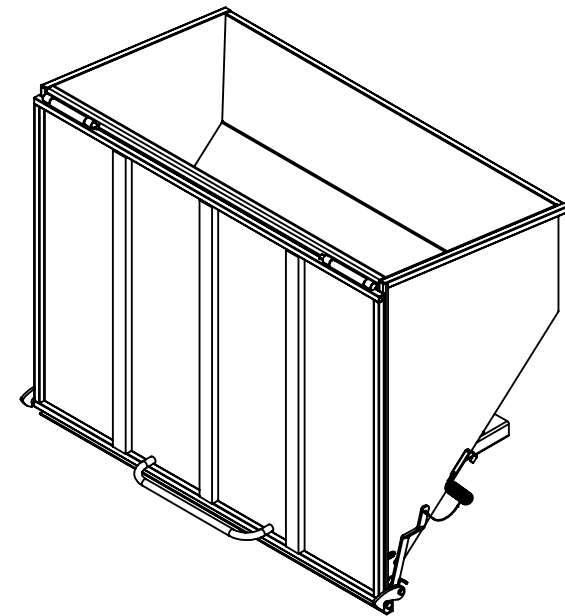
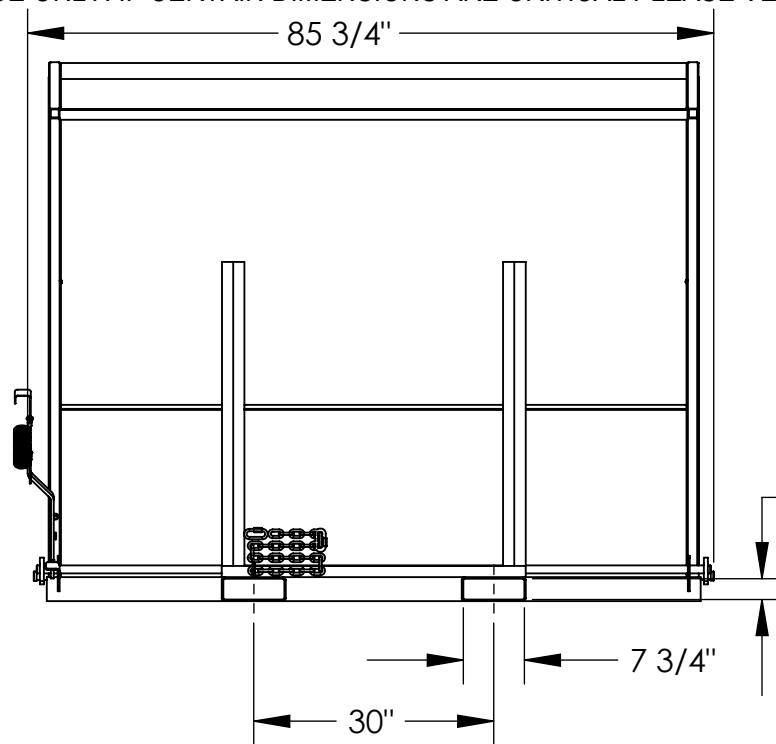
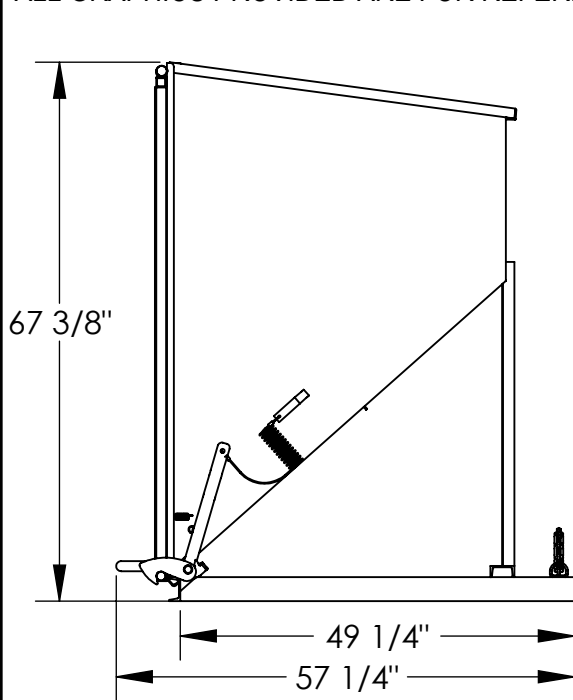


# STEEL CHUTE HOPPER - C-HOP-300

APPROX WEIGHT: 1008.96 lbs.  
DOES NOT INCLUDE WEIGHT OF POWER OR PACKAGING!!!

\*\*\* ANY ADDITIONS, DELETIONS, OR OMISSIONS MUST BE CORRECTED ON THIS DRAWING AS THIS DRAWING WILL BE CONSIDERED ALL INCLUSIVE \*\*\*  
ALL GRAPHICS PROVIDED ARE FOR REFERENCE ONLY. IF CERTAIN DIMENSIONS ARE CRITICAL PLEASE VERIFY THOSE DIMENSIONS WITH YOUR SALESPERSON



APPROX. WEIGHT/ LOST LOAD=1008.96 LBS.

FOR FORKS LONGER THAN 50"

EFFECTIVE THICKNESS= FORK LENGTH MINUS 49 1/4"

FOR FORK LENGTHS 48" OR SHORTER

MINIMIUN EFFECTIVE THICKNESS= LESS THAN 1"

NEVER EXCEED LOAD CENTER RATING PER FORK TRUCK MANUFACTURER'S GUIDELINES.  
DO NOT USE THIS FORK TRUCK ATTACHMENT IF LOAD WILL EXCEED FORK TRUCK MANUFACTURER'S LOAD CENTER RATING.

**DIMENSION TOLERANCE ± 1/4"**

## STANDARD FEATURES

MODEL NUMBER: C-HOP-300

CAPACITY: 2,000 LBS.

VOLUME: 3 CUBIC YARDS

OVERALL WIDTH: 85 3/4"

OVERALL LENGTH: 57 1/4"

OVERALL HEIGHT: 67 3/8"

FORK POCKETS ARE 7 3/4" W x 2 3/4" H USABLE

ON 30" CENTERS AND ARE 49 1/4" LONG

PULL CABLE RELEASE

AUTOMATIC DOOR RETURN AND LATCH

SAFETY CHAIN TO SECURE TO TRUCK

DURABLE LIQUID PAINT BLUE FINISH

## SPECIAL FEATURES

NONE

**APPROVAL**

I, THE UNDERSIGNED, AGREE THAT THE PRODUCT AS REPRESENTED SATISFIES DESIGN AND DIMENSION REQUIREMENTS. I ALSO ACKNOWLEDGE MY DUTY TO CONFIRM PRODUCT AND INSTALLATION COMPLIANCE WITH ALL APPLICABLE FEDERAL, STATE AND LOCAL REGULATIONS AND STANDARDS.  
**UNITS REQUIRING APPROVAL DRAWINGS OR MODIFIED ARE NON-RETURNABLE**

As drawn       As marked

Signed: \_\_\_\_\_ Date: \_\_\_\_\_

Printed Name: \_\_\_\_\_

**LEAD TIME WILL START UPON RECEIPT OF SIGNED APPROVAL DRAWING**

DISTRIBUTOR'S NAME:		P.O.#
VESTIL MANUFACTURING		X
DRAWN BY: WS	DATE: 3/31/2008	W.O.#
REFERENCE: X	SCALE: 1:24	X
QUOTED LEAD TIME: X	QUOTE #	SALES: X
	X	FILE NAME:
		37-007-046