

NOT ALL DUCT TAPE IS CREATED EQUAL



DUCT TAPE IS NOT A ONE-SIZE FITS-ALL TOOL. PERFORMANCE IS DEPENDENT ON THE APPLICATION AND ENVIRONMENT IN WHICH THE TAPE IS USED, AS WELL AS HOW THE TAPE IS MADE. KNOWING HOW EACH MANUFACTURING PROCESS – **CO-EXTRUSION AND LAMINATION** – IMPACTS PERFORMANCE WILL HELP YOU CHOOSE THE BEST DUCT TAPE FOR THE JOB AT HAND.


CO-EXTRUDED VS. LAMINATED DUCT TAPE: WHICH ONE'S BEST FOR THE JOB?

	Location		Surface		Duration	
	Indoor	Outdoor	Even	Irregular	Short	Long
Co-Extruded	Best	Best	Best	Good	Best	Best
Laminated	Best	Good	Best	Best	Best	Good

BREAKING DOWN 3 KEY FACTORS FOR CONSIDERATION


1 LOCATION

Tape used outside may encounter exposure to sun and unfavorable weather conditions. **Co-extruded** duct tape has an airtight construction which prevents **delamination**, making it a better choice for outdoor use.



2 SURFACE

Laminated duct tape is a better choice for uneven or curved surfaces because it is more flexible. **Co-extruded** duct tape has a stiffer, less-conformable backing.



3 DURATION


Because **co-extruded** duct tape is less susceptible to **delamination** it delivers strong performance for long-term projects that may encounter repeated stress and impact.



? WHAT IS DELAMINATION?

Delamination occurs when tape layers separate and weaken from a failure of composite materials, typically caused by air or water penetration and repeated stress from exposure to weather elements. The co-extrusion manufacturing process creates airtight construction, eliminating the possibility of delamination.

HOW TO TELL A TAPE IS CO-EXTRUDED:



Co-extruded duct tape has a recognizable, dotted appearance

You can also check for a notation on the manufacturer's website or technical literature

Footnote:

This information should be used as a general guide and does not reflect performance of every co-extruded or laminated duct tape. Please check with the manufacturer before using or purchasing.