

10 PRO TIPS

FOR USING

DUCT TAPE

ON THE JOB



YOU NEVER KNOW WHEN OR WHERE IT WILL COME IN HANDY. THESE 10 TIPS, DIRECT FROM THE PROS, SHOW HOW SILVER DUCT TAPE IS THE TRUSTED TOOL TO KEEP EVERY JOB RUNNING SMOOTHLY*



1

SEAL CLOTHING TO BLOCK CONTAMINANTS (DUST OR MUD)



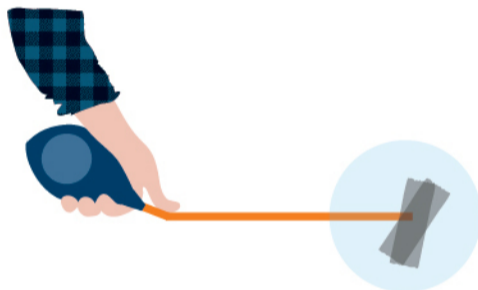
2

APPLY TO BOOT BOTTOMS TO PROTECT THEM WHEN POURING CONCRETE



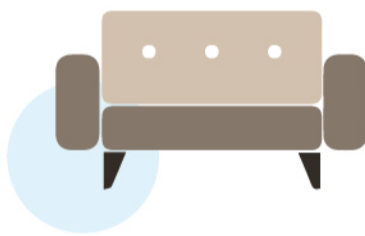
4

HOLD ONE END OF A MEASURING INSTRUMENT



3

LAYER TAPE TO CREATE A PAD THAT PROTECTS SURFACES WHEN MOVING FURNITURE




5

TAPE OFF SURFACES OR EQUIPMENT TO PREVENT SCRATCHING



6

CREATE A CLEAN EDGE WHEN SEALING AND CUTTING SURFACES



7

WRAP HAND WITH ADHESIVE SIDE FACING OUT TO PICK UP DIRT OR DUST ON CARPET



8

MAKE A TEMPORARY FIX TO A BROKEN BOOT HEEL




9

ADHERE A BANDAGE TEMPORARILY



10

COVER A BANDAGE TO KEEP DIRT OUT



*Source:

Shurtape Contractor Duct Tape Research, August 2013. The suggestions here are solely the opinions of the contractors surveyed. The above suggestions are not endorsed by Shurtape Technologies, LLC. Shurtape Technologies makes no representations or warranties regarding the use of duct tapes for these purposes.

Shurtape
TRUE TO YOUR WORK