




TOTE Wrap-Around Tote Tank / IBC Heater

Product Highlights

- ✓ Designed for caged, plastic, or metal tote tanks / IBCs
- ✓ Wrap-around blanket design allows you to heat a tote tank / IBC from the outside
- ✓ Does not contaminate or scorch your product
- ✓ Two separate heat zones allow you to adjust heater output when content levels decrease
- ✓   



Heats caged and metal IBCs with ease.



Perfect for plastic tote tanks. Heat does not scorch surface.

The Features You Need:

Controls temperature easily with adjustable thermostats.



Protects contents and IBC / Tote tank surface from heat damage with manual reset high-limit safety thermostats.

Includes standard plug for an easy electrical connection.



Fits several tote tank sizes with adjustable nylon straps and buckles.



"Mouse Hole" provides easy access to Spigot.

TOTE Wrap-Around Tote Tank / IBC Heater continued

Specifications:

- Full coverage plug-and-play system
- Fits any tote tank from 40" x 40" (1016mm x 1016mm) to 48" x 48" (1219mm x 1219mm)
- Three standard height sizes: 36" (914mm), 42" (1067mm), 48" (1220mm)
- Two separate heat zones (top and bottom)
- Adjustable thermostat: Up to 160°F (71°C)
- Built-in manual reset high-limit safety thermostat set at 195°F (91°C) for each heat zone
- Attachment method: adjustable nylon straps with buckles (Two across the top and three around the tank)
- Silicone impregnated cloth outer and inner material
- 1/4" (6mm) fiberglass insulation
- "Mouse hole" designed for spigot access
- Patented ground for your safety
- 120 / 240VAC, single-phase
- Total wattage:
 - 120VAC = 1440 watts
 - 240VAC = 2880 watts
- Power cord 6-foot (1.8m) long
 - 120VAC standard 3-prong plug (NEMA 5-15)
 - 240VAC standard 3-prong plug (NEMA 6-15)
- Optional insulated top cover reduces heat loss and accelerates heat-up.



How to Measure Your Tote Tank / IBC:

1. Measure the height of the tote tank / IBC (Not including the pallet or support stand).

2. Measure the length and width of the tank. This determines the tank perimeter for the heated area.

$$\text{_____} \times 2 + \text{_____} \times 2 = \text{_____}$$

Tank Length Tank Width Tank Perimeter

Note: If tank perimeter measurement is below 160" (4064mm) or above 192" (4877mm), contact factory for heater recommendation.

Ordering Information:

Height	Tank Perimeter Minimum	Tank Perimeter Maximum	Total Wattage 120V / 240V	Weight	Part Number 120VAC	Part Number 240VAC
36" (914 mm)	160" (4064 mm)	192" (4877 mm)	1440 / 2880	34 lbs (15 kg)	TOTE361-ADJ	TOTE362-ADJ
42" (1067 mm)	160" (4064 mm)	192" (4877 mm)	1440 / 2880	40 lbs (18 kg)	TOTE421-ADJ	TOTE422-ADJ
48" (1220 mm)	160" (4064 mm)	192" (4877 mm)	1440 / 2880	46 lbs (21 kg)	TOTE481-ADJ	TOTE482-ADJ

Ordering Options:

European Lead Wire Option (240V Only): Add a "-CVE" at the end of the part number for crimped wire ferrule terminated leads.

RECOMMENDED: 240VAC model and top insulator is strongly recommended for applications that involve faster heat-up and melting due to the higher wattage requirements.

Accessories:

Part Number	Description
TOTE-TOP	Insulated top cover, minimizes heat loss.



Custom Sizes and Designs Available: Contact your local distributor or BriskHeat® for more information.