


Instructions For Use




3-button design makes cutting the top or sides of boxes easy and comfortable




EZ3™ Spring-Back Safety Cutter

with EZ Blade Change

Blade Change



Push EZ blade change tab upward and open safety cutter.



Remove Spare Blade from blade compartment.



Insert Blade underneath blade retainer, aligning blade notch with alignment tab. Close cutter body and dispose of used blade safely.



UKH-430
Safety
Holster
Available



Use SP-017 Safety Point single-notch replacement blades

For Information Call: (800) 229-2233
Email: info@phcsafety.com
www.phcsafety.com

PHC
PACIFIC HANDY CUTTER®
Working Safe Everyday.®