

THIS COPY IS PROVIDED ON A RESTRICTED BASIS AND IS NOT TO BE USED IN ANY WAY DETRIMENTAL TO THE INTERESTS OF PANDUIT CORP.

PANDUIT PART NO. *	NOMINAL BUNDLE DIAMETER	MAXIMUM RECOMMENDED BUNDLE DIAMETER	DIMENSIONS			WEIGHT lbs / 100 (g) / ft.
			"A" (Ref)	"B" (Ref)	"C"	
PW38_----	0.38 (9.65)	0.43 (10.92)	0.36 (9.14)	0.125 (3.18)	0.030 (0.76)	1.68 (762.0)
PW50_----	0.50 (12.70)	0.55 (13.97)	0.47 (11.94)		0.032 (0.81)	2.01 (910.00)
PW75_----	0.75 (19.05)	0.81 (20.57)	0.72 (18.29)		0.035 (0.89)	2.87 (1301.81)
PW100_----	1.00 (25.40)	1.125 (28.58)	0.81 (20.57)		0.040 (1.02)	4.47 (2027.6)
PW150_----	1.50 (38.10)	1.625 (41.28)	1.125 (28.58)		0.042 (1.07)	7.65 (3469.9)

* NOTES:

1. SEE CURRENT PRICE SHEET FOR PART NUMBER SUFFIX DESIGNATION FOR PACKAGE SIZE. NO SPLICES ALLOWED.
2. DIMENSION "A" IS STATIC INSIDE DIAMETER. DIMENSION "B" IS WIDTH OF BREAKOUT SLOTS. DIMENSION "C" IS WALL THICKNESS.
3. NON FLAME RETARDANT PAN-WRAP IS OFFERED IN THE FOLLOWING COLORS:

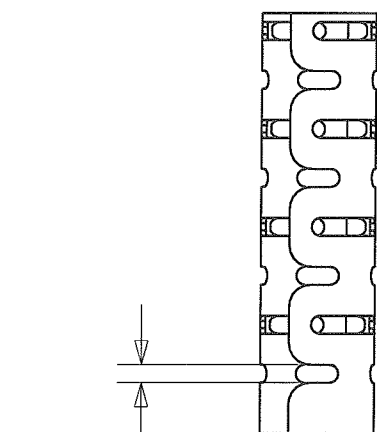
SAMPLE PART NUMBER:

PW75F-C20

- 20 - NATURAL IN COLOR
- 20 - BLACK
- 0 - 25 feet (7.62 meters)
- L - 50 feet (15.24 meters)
- C - 100 feet (30.48 meters)
- T - 200 feet (60.96 meters)
- TL - 250 feet (76.20 meters)

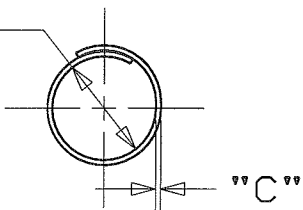
(REFER TO CURRENT PRODUCT OFFERING FOR OPTIONAL STANDARD PACKAGING QUANTITIES)

F - POLYETHYLENE

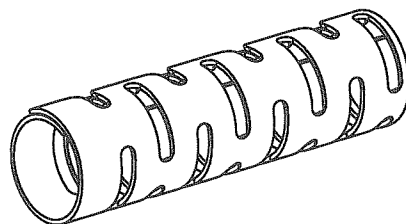


"B"

"A" \varnothing



"C"



DIMENSIONS IN BRACKETS ARE METRIC [mm]

CAD FILENAME/LAYERS G03597DS_DC_GB2508BH/01A

PANDUIT CORP. TINLEY PARK, ILLINOIS

PAN-WRAP
(PW___F-__)

UNLESS OTHERWISE SPECIFIED,
DIMENSIONAL TOLERANCES ARE:
(.X) ± 0.05 (1.3) (.XXX) ± 0.010 (0.25)
(.XX) ± 0.02 (0.5) ANGLES $\pm 5^\circ$

UNLESS OTHERWISE SPECIFIED,
ALL DIMENSIONS ARE GIVEN
IN INCHES, THIRD ANGLE PROJECTION.

DRAWN BY JAD

MAT'L:

SCALE NONE

DATE 11/5/04

SEE NOTE 3

DRAWING NO.

GB2508BH

DRG

A
SIZE

01A	6/17/09	JAD	SM	REVISE TO TEAMCENTER NAMING, ADDED PW38, CHANGED NOTE 3	GB2508BH	01A			
REV	DATE	BY	CHK	DESCRIPTION	ECN	R	CUST	SUP	

CHK'D