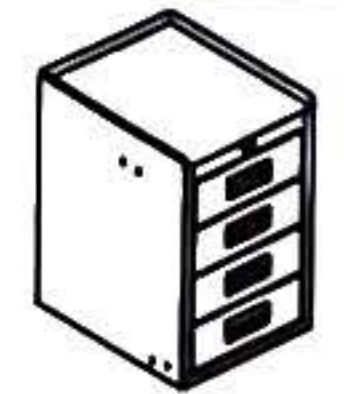

















								
Bottom plate 1 pcs.	Upright plate 1 pcs.	Top plate 1 pcs.	Right-hand support 1 pcs.	Left-hand support 1 pcs.	Connection plate behind 1 pcs.	Hook 2 pcs.								
						<table border="1"> <tr> <td></td> <td></td> </tr> <tr> <td>M6*12 SCREW 34 pcs.</td> <td>6 washer 58 pcs.</td> </tr> <tr> <td></td> <td></td> </tr> <tr> <td>6 spring washer 8 pcs.</td> <td>M6 nut 24 pcs.</td> </tr> </table>			M6*12 SCREW 34 pcs.	6 washer 58 pcs.			6 spring washer 8 pcs.	M6 nut 24 pcs.
														
M6*12 SCREW 34 pcs.	6 washer 58 pcs.													
														
6 spring washer 8 pcs.	M6 nut 24 pcs.													
Drawer box body(key included) 1 pcs.	Axle 1 pcs.	Chain 2 pcs.	Rubber 7" wheel/ TTWC112G 2 pcs.	Swivel 3" wheel/ TTWC115G 2 pcs.	Pin and washer 2 sets									

