


# The Sabre Chair

It has an EXTREME load capacity and designed to stand alone or be ganged together. The ergonomic design provides maximum comfort using rotational molding technology.



**10 Year  
Warranty**


**33H x 31W x 32D**




ITEM	DESCRIPTION
96484BK	Black
96484BG	Blue Gray
96484BN	Brown
96484GN	Green
96484GY	Gray
96484SB	Slate Blue
96484SD	Sand

ITEM	DESCRIPTION
96484BKS	Black with Access Door
96484BGS	Blue Gray with Access Door
96484BNS	Brown with Access Door
96484GNS	Green with Access Door
96484GYS	Gray with Access Door
96484SBS	Slate Blue with Access Door
96484SDS	Sand with Access Door

## FEATURES:

- Durable, one piece, rotationally molded design for increased strength. Constructed of high impact “no break” polyethylene. No steel or wood components.
- Can be used alone or be ganged together.
- Can be bolted together, in place, as well as to the floor via concealed pilot holes.
- Resistant to stains.
- Can be easily filled with sand through optional ballast door on site to weigh down. Secures with tamperproof screws.
- Easy to clean and maintain.
- Flame Retardant (passes Cal 133). Test reports available upon request.
- Manufactured to ISO Quality Standards in the USA. 



**Ideal For Use In: Correctional Facilities, Behavioral/Mental Health Facilities & Law Enforcement/Security.**