



### Main

Range of Product	Harmony XB5R
Product or Component Type	Wireless and batteryless range
Device short name	ZBRA
Product destination	Wireless Schneider Electric ecosystem devices
Control station application	Transceiver (emission and reception)
Colour of base of enclosure	Black RAL 9011)
Colour of cover	Transparent
Material	Polycarbonate
Frequency	2405 MHz transmitter 2405 MHz receiver
Emission class	5M00G7W
Antenna type	Omnidirectional

### Complementary

Communication port protocol	Zigbee green power 2.4 GHz IEEE 802.15.4
Antenna gain	0 dBi
Maximum sensing distance	984.25 ft (300 m) transmitter in box type XAL D, receiver in metal enclosure and use relay-antenna
Emission Power	3 mW
[Us] Rated Supply Voltage	24...240 V AC/DC 50/60 Hz - 10...10 %
Maximum power consumption in W	4 W AC/DC
Operating position	Vertical
Status LED	1 LED Green power ON 1 LED Green emission signal
Overvoltage category	III IEC 60664-1
Rated short-duration power frequency withstand voltage	4 kV 50 Hz EN/IEC 60947-5-1
[Uimp] rated impulse withstand voltage	4 kV
Electrical connection	2 conductors cable 0.00 in <sup>2</sup> (0.34 mm <sup>2</sup> ) - flexible - 16.40 ft (5 m) EN/IEC 60947-1
Tightening torque	5.31 lbf.in (0.6 N.m) EN/IEC 60947-1
Housing material	Self-extinguishing plastic
Short-circuit protection	0.4 A fuse fast blow
Max power consumption in W	1 mW
Number of Channels	1
Modulation technique	O-QPSK
Bandwidth	5 MHz
Net Weight	0.44 lb(US) (0.2 kg)

### Environment

Ambient Air Temperature for Storage	-40...158 °F (-40...70 °C)
Relative humidity	90 % -4...131 °F (-20...55 °C), without condensation ETSI EN 300 440-1
Electrical shock protection class	Class II IEC 61140
IP degree of protection	IP65 IEC 60529 131 °F (55 °C) 0.1 m
Pollution degree	3 IEC 60664-1
IK degree of protection	IK03 EN 50102

Radio agreement	RSS SRRC ANATEL, type III ETSI EN 301 489-3 ARIB T66, class 2 ETSI EN 301 489-3 FCC, category 2 ETSI EN 300 440-1 ICASA, category 1 ETSI EN 300 440-1
Product Certifications	CCC BT 2006/95/EC UL GOST CSA CE C-tick
Directives	1999/5/EC - R&TTE directive 2004/108/EC - electromagnetic compatibility
Vibration resistance	+/-0.5 mm 10...55 Hz)IEC 60068-2-6 6 gn 55...150 Hz)IEC 60068-2-6
Shock resistance	25 gn 6 ms) 6000 shocks IEC 60068-2-27 15 gn 11 ms) half sine wave acceleration IEC 60068-2-27
Insulation resistance	> 500 MOhm 500 V DC NF C 20030
[Ui] rated insulation voltage	250 V IEC 60664-1
Electromagnetic compatibility	Immunity for industrial environments EN/IEC 61000-6-2 Conducted and radiated emissionsclass B CISPR 22 Electrostatic discharge immunity test 8 kV in free air (in insulating parts)) IEC 61000-4-2 Electrostatic discharge immunity test 6 kV on contact (on metal parts)) IEC 61000-4-2 Susceptibility to electromagnetic fields 10 V/m 80...2000 MHz) IEC 61000-4-3 Susceptibility to electromagnetic fields 3 V/m 80...2700 MHz, distance = 20 m) IEC 61000-4-3 Electrical fast transient/burst immunity test 2 kV IEC 61000-4-4 1.2/50 µs shock waves immunity test 1 kV differential mode) IEC 61000-4-5 1.2/50 µs shock waves immunity test 2 kV common mode) IEC 61000-4-5 Conducted RF disturbances 10 V IEC 61000-4-6 Immunity to microbreaks and voltage drops IEC 61000-4-11 Radiated emission ETSI EN 300 440-1 Conducted emission EN 300-489-1 Conducted emission ETSI EN 300 489-3 Radiated emission ETSI EN 300 440-2

## Ordering and shipping details

Category	22470 - XB5R WIRELESS PUSH BUTTON
Discount Schedule	I
GTIN	3606480334689
Nbr. of units in pkg.	1
Package weight(Lbs)	8.89 oz (252 g)
Returnability	Yes
Country of origin	ID

## Packing Units

Unit Type of Package 1	PCE
Package 1 Height	3.19 in (8.1 cm)
Package 1 width	3.15 in (8 cm)
Package 1 Length	7.36 in (18.7 cm)

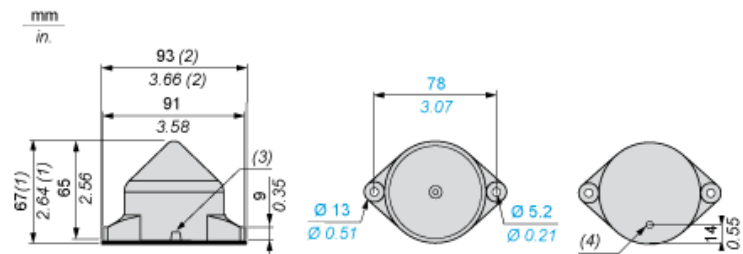
## Offer Sustainability

Sustainable offer status	Green Premium product
California proposition 65	WARNING: This product can expose you to chemicals including: Nickel compounds, which is known to the State of California to cause cancer, and Di-isodecyl phthalate (DIDP), which is known to the State of California to cause birth defects or other reproductive harm. For more information go to <a href="http://www.P65Warnings.ca.gov">www.P65Warnings.ca.gov</a>
REACH Regulation	<a href="#">REACH Declaration</a>
EU RoHS Directive	Pro-active compliance (Product out of EU RoHS legal scope) <a href="#">EU RoHS Declaration</a>
Mercury free	Yes
RoHS exemption information	<a href="#">Yes</a>
China RoHS Regulation	<a href="#">China RoHS Declaration</a>
Environmental Disclosure	<a href="#">Product Environmental Profile</a>
Circularity Profile	<a href="#">End Of Life Information</a>
WEEE	The product must be disposed on European Union markets following specific waste collection and never end up in rubbish bins.

## Contractual warranty

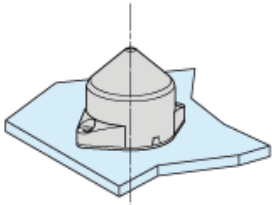
Warranty	18 months
----------	-----------

## Relay-Antenna



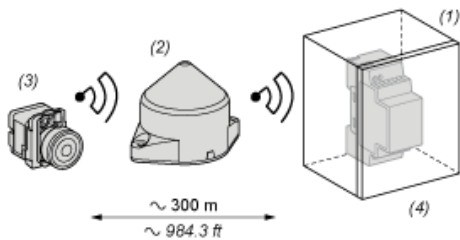
- (1) Knock-out for wire routing, maximum capacity 14 mm/0.55 in.
- (2) With seal
- (3) Radial cable route
- (4) Axial cable route

Antenna Mounting



The antenna is installed following his vertical axis

Antenna Clearance in a Metal Enclosure



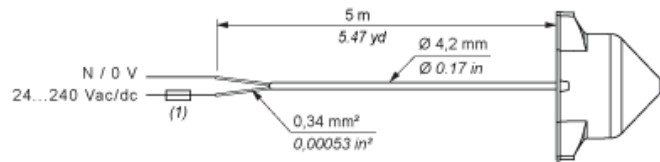
- (1): Metal enclosure
- (2): Relay Antenna
- (3): Transmitter
- (4): Receiver

The range is reduced if the transmitter is placed in a metal enclosure (reduction factor: approx 10%).

Glass window	10...20 %
Plaster wall	30...45 %
Brick wall	60 %
Concrete wall	70...80 %
Metal structure	50...100 %

## Relay-Antenna

### Wiring Diagram



(1) 400 mA fast-blow fuse