

BubbleStream® Soft Grip Double Swivel 1.5 - 2.2 gpm



flow, stop and go®

Features and Benefits

- ▶ Rubber sleeve design provides an easy grip.
- ▶ Pull down action switches from aerated stream to powerful spray.
- ▶ Dual swivel action allows spraying of hard to reach areas of the sink.

Certifications

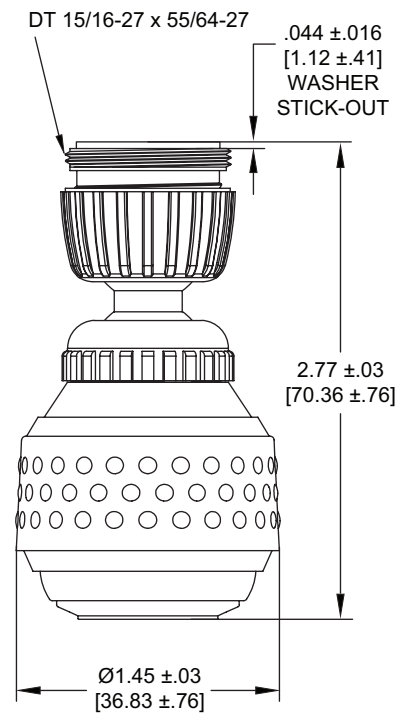
ANSI/NSF 61
ASME A112.18.1M and CSA B125
Meets **CALGreen** requirements (excludes 2.2 gpm)
WaterSense [See models below.]
Complies with CEC Amendment to CCR Title 20, section 1605.3 (excludes 2.2 gpm)

Options Available

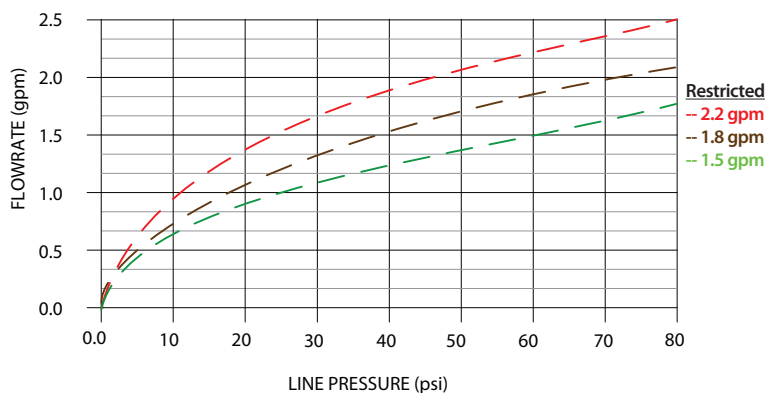
Part #	Color	gpm	PCA®	WaterSense	Qty.
5510805	Black/chrome	1.5	no	pending	1
5514005	Black/chrome	1.8	no	no	1
5510905	Black/chrome	2.2	no	no	1



Dimensions



Flow Rate Curve





Technical Data

Materials: Body Acetal
Screen Stainless Steel
Washers EPDM
Outer body ABS
Connector Acetal
Adapter Acetal

Continuous

Short-term (5 minutes max.)
Per ASME A112.18.1 testing requirements.



NEOPERL® Inc., Waterbury, CT • Tel: 203-756-8437 • Fax: 203-574-2107 • www.neoperl.com