

PCA® Spray Faucet Attachment - 0.5 gpm max Pressure Compensating Junior Size



flow, stop and go®

Features and Benefits

- ▶ Watercolours® design: Color coding to identify flow rate and stream pattern.
- ▶ Provides non-splashing, non-aerated spray.
- ▶ Pressure compensating for constant flow from 20 to 80 psi.
- ▶ Anti-clogging dome screen filters sediment and particles.
- ▶ Available housing finishes: chrome and polished brass.
- ▶ Laser marked housings with statutory marks.

Certifications

ANSI/NSF®-61-372
ASME A112.18.1M and CSA B125
Meets **CALGreen** requirements

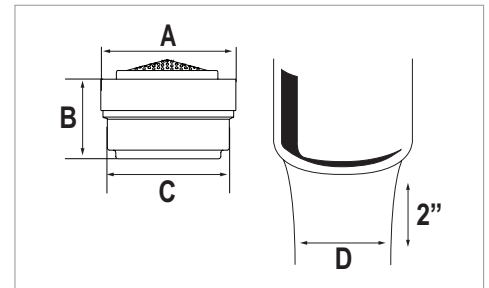
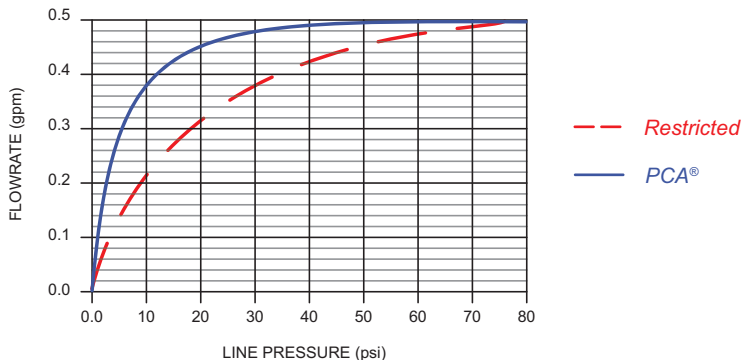
Thread & Part Number

Part #	Designation	Thread Size	Qty.
5510005	Junior male	13/16"-27	1
5510105	Junior female	3/4"-27	1
5510405	Vandal proof junior male	13/16"-27	1
5510505	Vandal proof junior female	3/4"-27	1

Color Code

Dome	Flow Regulator	Basket
Natural	Lime Green	Dark Gray

Flow Rate Curve



Dimensions

No	mm	In
A	18.20	.717
B	10.35	.407
C	16.60	.654
D	≈ 22	≈ 7/8

Housings

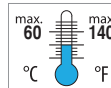


Technical Data

Materials: Body Acetal
O-ring EPDM
Washer EPDM

Continuous

Short-term (5 minutes max.)
Per ASME A112.181 testing requirements.



NEOPERL, Inc., Waterbury, CT • Tel: 203-756-8437 • Fax: 203-574-2107 • www.neoperl.com