



## Wash-Ware® 3543 Series

Semi-Circular Models - 3 or 4 Stations



3543-2-H

Fixture May Show Some Available Options

Please visit [www.acorneng.com](http://www.acorneng.com) for most current specifications.

### Semi-Circular Models - 3 or 4 Stations

**Bowl and Sprayhead** are type 304 stainless steel with satin finish. Bowl is 38" wide, and has an integral backsplash and sprayhead. Heavy-duty S-clips securely anchor the backsplash to the wall. Sprayhead is 15" diameter x 5-1/4" high.

**Housing** is black vinylclad, galvanized steel. Base is stainless steel.

**Soap/Toiletry Tray** on top of sprayhead is standard. There are additional self-draining air circulating soap dishes on each side of the bowl.

**Sectional Control** is standard. One pushbutton or sensor actuates one station.

**Hand Pushbuttons** (suffix option -H) operate metering non-hold open Air-Control Valves and can be field set for flow ranging from 5 to 60 seconds.

**Electronic Sensor Operation** (suffix option -SO) includes individual solenoid valves activated by infrared sensors. A low voltage transformer is provided.

**Foot Pushbuttons** (suffix option -F) operate direct acting non-metering Air-Control Valves that permit the user to control the length of the washing cycle.

**Spray Nozzles** are vandal-resistant and provide a concentrated 0.5 GPM spray at each station.

**Hot & Cold Supplies** are blended in an ASSE 1070 compliant temperature/pressure balancing mixing valve with strainers and integral checks. A minimum of 30 PSI supply pressure is required.

**Waste Connection** for -2 Wall Outlet models is a 1-1/2" OD x 4" tailpiece. Waste connection for -3 Floor Outlet is 2" No Hub. No Hub connector by others.

**Retrofitting Existing Installations.** These fixtures are ideal for replacement of old style semi-circular washfountains, particularly where maintenance is excessive or when unsanitary conditions exist.

#### GUIDE SPECIFICATION

Provide and install Acorn Washfountain (specify model number and options) factory pre-assembled, with individual sectional control. Bowl shall be 14 gage stainless steel and shall have an integral backsplash. Sprayhead shall be 18 gage stainless steel. Spray nozzles shall be vandal-resistant type with 0.5 GPM flow controls. Provide self-draining, air-circulating type soap/toiletry tray on top of sprayhead, and soap dish on each side of bowl. Housing shall have stainless steel scuffguard base and black vinylclad galvanized steel panels. Fixtures shall have backsplash anchored to the wall and housing framework anchored to the floor. Provide an ASSE 1070 compliant temperature/pressure balancing mixing valve with strainers and integral checks in H & C supply and field set water temperature at 105 degrees Fahrenheit. When hand operated non-hold open metering valves are specified, timing cycle shall be field set for approximately (specify) seconds.

# Wash-Ware®: 3543 Semi-Circular Models - 3 or 4 Stations



## MODEL NUMBER AND OPTIONS SELECTION

### BASE MODEL NUMBERS (Must Specify)

- 3543 On-Floor, Semi-Circular, Three Station
- 3544 On-Floor, Semi-Circular, Four Station

### FIXTURE MOUNTING AND WASTE (Must Specify)

- 2 On-Floor, Wall Outlet  
(1-1/2" OD x 4" Long Waste Outlet Tailpiece)
- 3 On-Floor, Floor Outlet (Must Specify Supply & Vent)
  - BO Bottom Supply; Vent Off Drain
  - BT Bottom Supply; Vent Thru-Fixture
  - TO Top Supply; Vent Off Drain
  - TT Top Supply; Vent Thru-Fixture

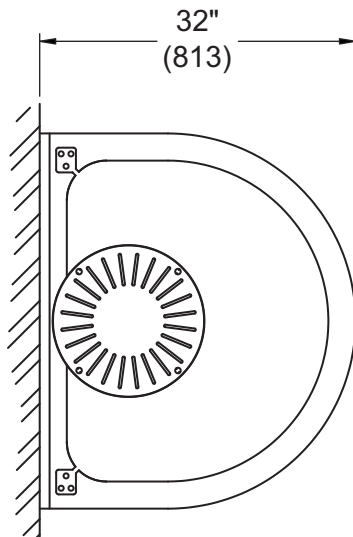
### OPERATION (Must Specify)

- F Foot Operation
- H Hand Operation
- PPZ Programmable Piezo Pushbutton Electronic Metering
- SO Sensor Operation
- SO-BAT Battery Operated (Batteries Not Included)

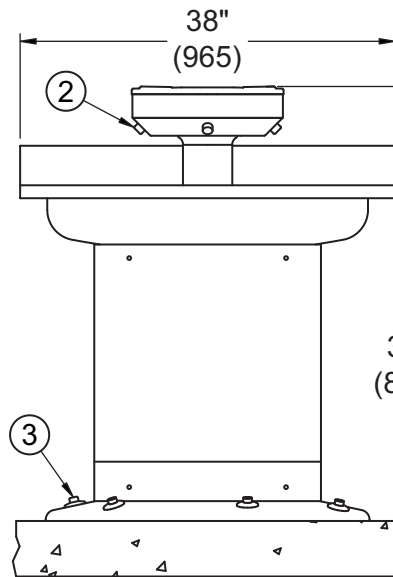
### PRODUCT OPTIONS (Must Specify)

- CB Column Braced to Backsplash
- DP Metering Powder Soap Dispenser
- DV Liquid / Lotion Soap Dispenser
- EG Enviro-Glaze Color, Bowl and Sprayhead  
Specify: \_\_\_\_\_
- HB Hose Bibb, Specify:  Left Side  Right Side
- JH31 31" Junior Rim Height
- LBS Less Backsplash
- PCB Pipe Column Brace  
(Pipe By Others.)
- PDM Metering Liquid Soap Dispenser (Not Available with -BT, -PCB, -SC, -TM, -TO, -TS, or -TT.)
- SC Supply / Vent Cover  
Specify Ceiling Height: \_\_\_\_\_
- SPX 16 Gage Stainless Steel Housing
- ST Single Temperature Valve
- TM C or Multi-Fold Paper Towel Dispenser
- TS Single-Fold Paper Towel Dispenser

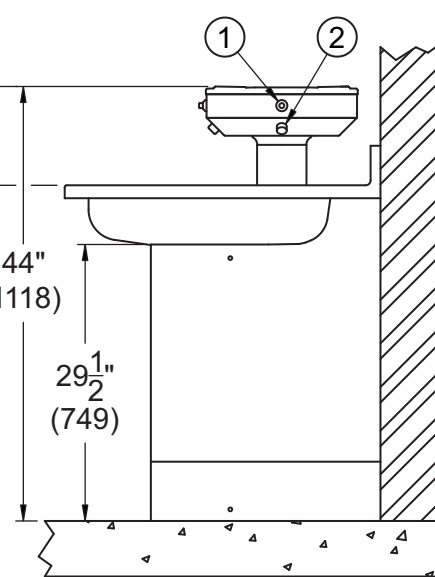
Please visit [www.acorneng.com](http://www.acorneng.com) for most current specifications.



MODELS: 3543/3544 Series



3543/3544-2-F Series



3543/3544-2-H Series

### NOTES:

1. -H Pushbutton.

2. Spray Nozzle.

3. -F Footbutton.

**WARNING:** Cancer and Reproductive Harm - [www.P65Warnings.ca.gov](http://www.P65Warnings.ca.gov)

**Important:** Installation instructions and current rough-in are furnished with each fixture. Do not rough in without certified dimensions. Dimensions are subject to manufacturer's tolerance of plus or minus 1/4" and change without notice. Acorn assumes no responsibility for use of void or superseded data. © Copyright 2006 Acorn Engineering Company

<p style="text-align: center;">Selection Summary</p> <p>Model No. &amp; Option _____</p> <p>Quantity _____</p>	<p style="text-align: center;">Approved for Manufacturing</p> <p>Company _____ Title _____</p> <p>Signature _____ Date _____</p>
--	--